



# Member Profile Report

Prepared for the Board of Trustees and Employer Representatives



As of June 30, 2019

# Director's Note



MoDOT & Patrol Employees' Retirement System

**Scott Simon**  
Executive Director

This *Member Profile Report* is designed to give the MPERS Board of Trustees and the MoDOT and Patrol human resource representatives an annual snapshot of the membership and information that they may find useful in understanding the retirement system.

The information in the report is based on fiscal year data unless otherwise noted on the page.

The report is designed to provide information on the entire membership and then provide information in greater detail by type of member, and often, by employer. For example, page three provides data on actives, retirees, survivors, and vested former members while page four provides information on the benefit recipients.

Pages 5 to 14 provide information on our actively employed members.

Pages 15 to 17 provide information on our vested former members by age and years of service by employer.

Pages 18 and 19 provide information on current age, years of service at retirement, and selected retirement plan for our retirees.

Page 20 provides a history of retirements, retirees that took BackDROP, and the member's status at the time of retirement. We ask readers of this report not to use the information on page 20 to counsel members on retirement elections (i.e., whether or not to take a BackDROP).

Page 21 provides a history of the benefit payment elections our members made at retirement. Again, we caution readers of this report not to use that information to counsel members on retirement elections (i.e., whether to take a 50% or 100% survivor option).

Page 22 provides a running history of average years of service and final average pay for our retirees.

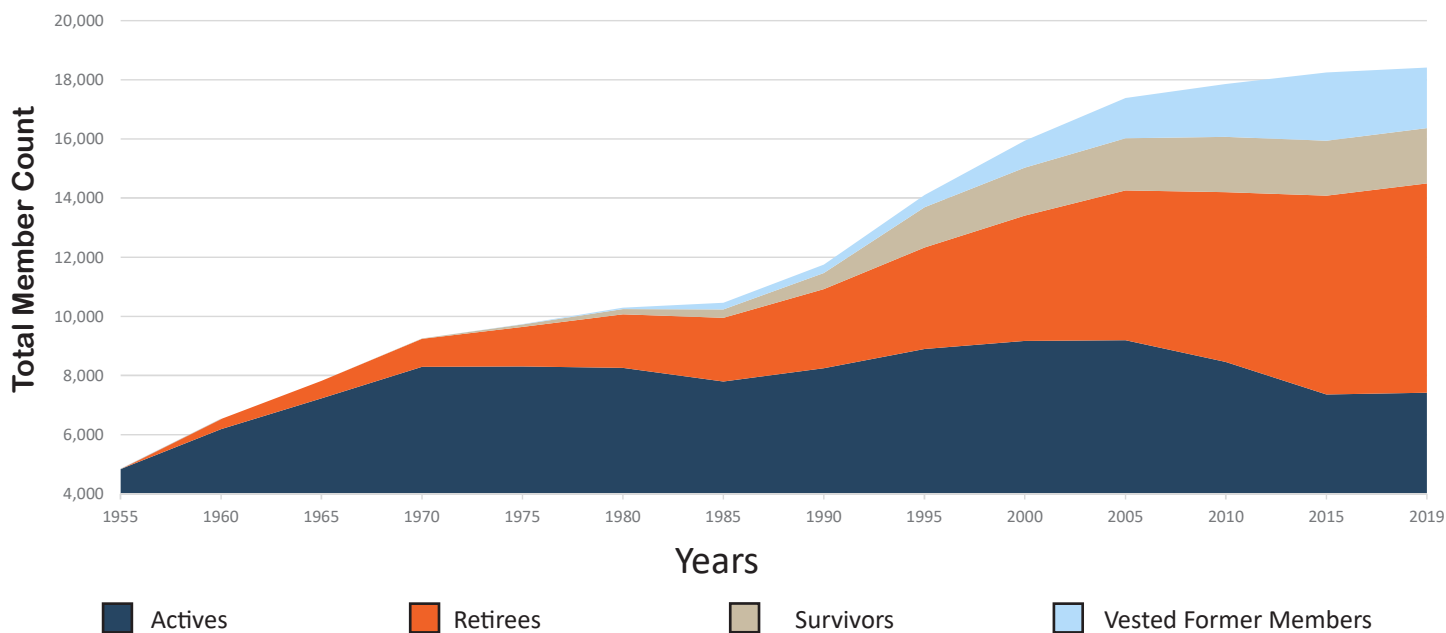
And lastly, pages 23 and 24 provide the locations of our retired members. It is interesting to note that nearly 94% of our retirees continue to live in Missouri supporting their local economies, civic, and social endeavors.

We hope you find the information useful. Should you wish to see different information in future reports, please let us know.

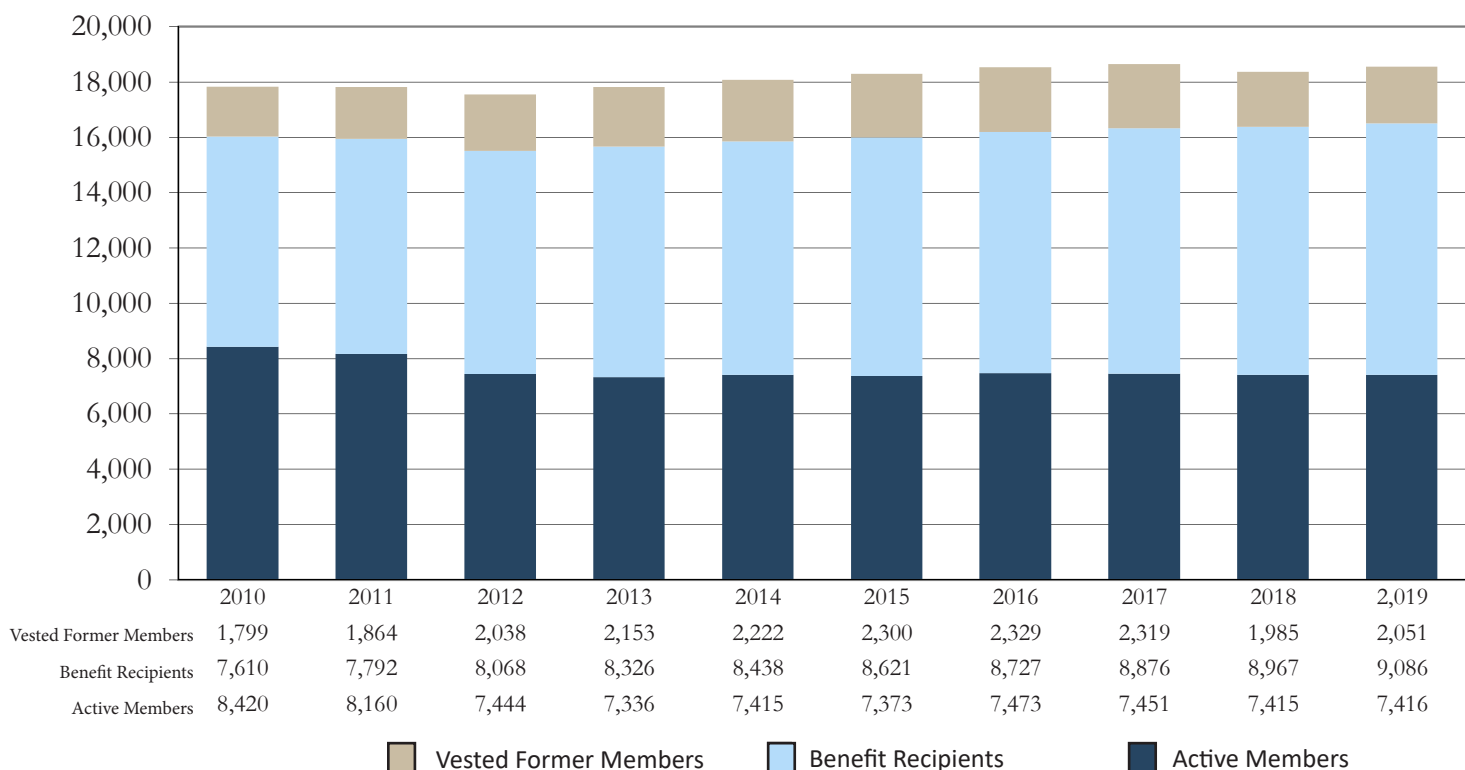
\*\*\*\*\*

# Membership Categories

## MPERS Membership Since Inception



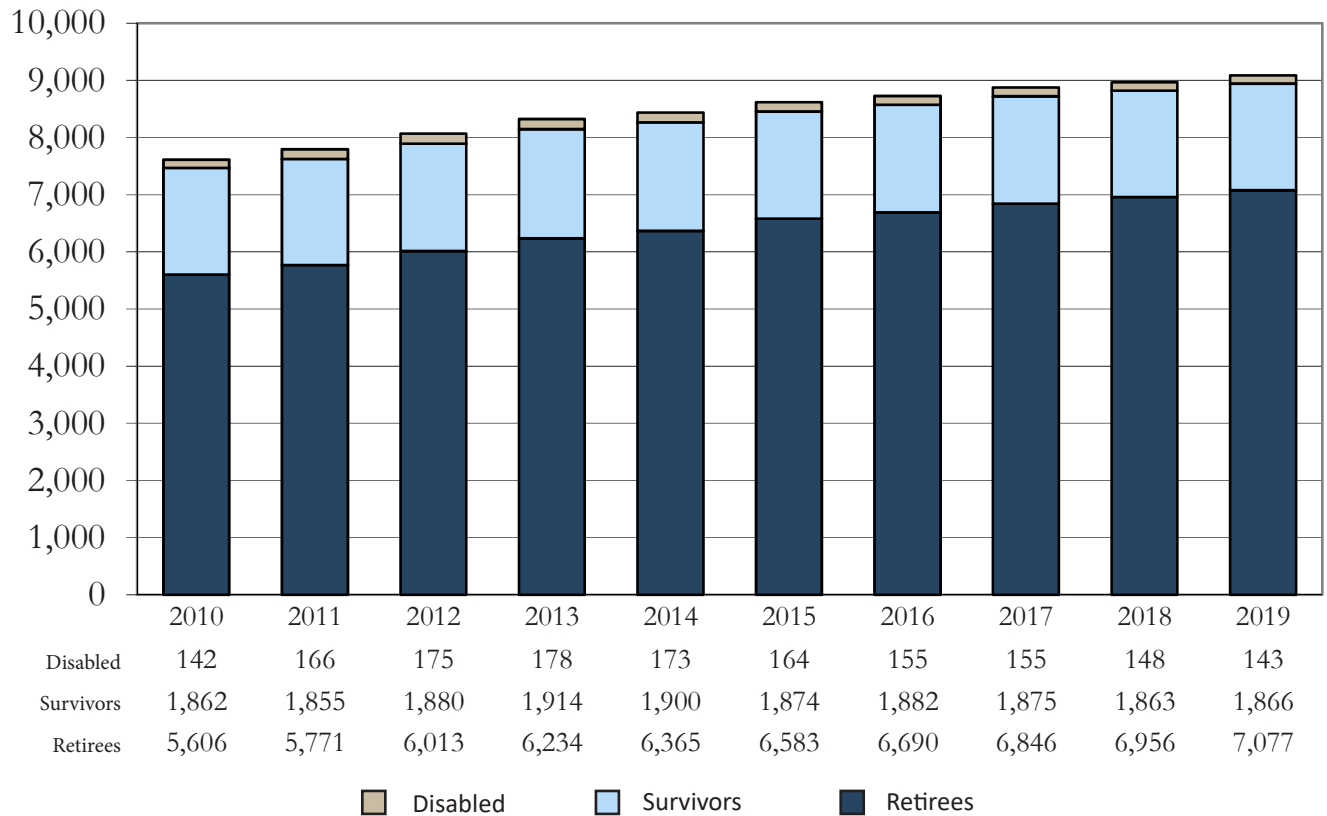
## Membership Distribution (Last 10 Fiscal Years)



Note: Benefit recipients (9,086) are further detailed on the next page.



## Benefit Recipients (Last 10 Fiscal Years)



**Note: The 2019 total benefit recipient count is 9,086.**

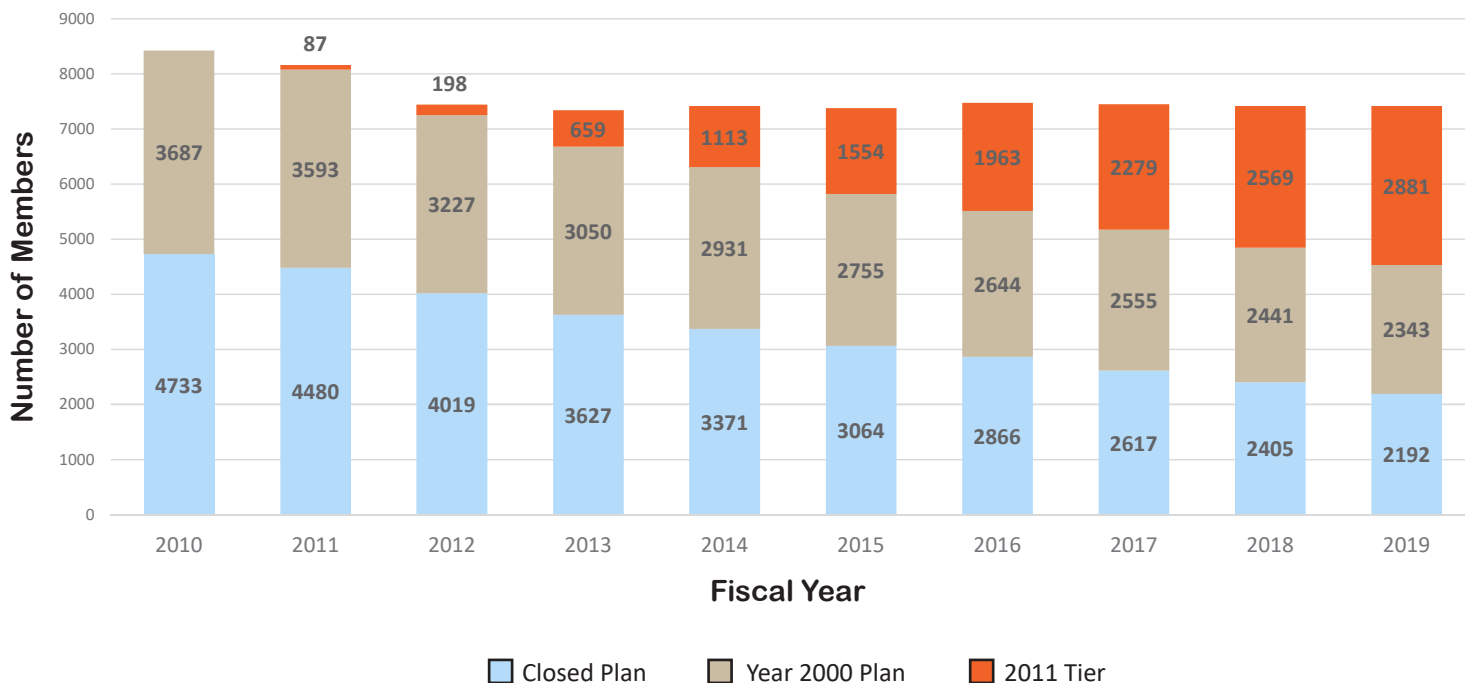


Plan	Count	FY 19 Percent of Total	FY 18 Percent of Total	FY 17 Percent of Total
Closed Plan - Civilian Patrol	263			
Closed Plan - Uniform Patrol	488			
Closed Plan - MoDOT	1,435			
Closed Plan - MPERS	6			
Subtotal	2,192	29%	32%	35%
Year 2000 Plan - Civilian Patrol	400			
Year 2000 Plan - Uniform Patrol	369			
Year 2000 Plan - MoDOT	1,567			
Year 2000 Plan - MPERS	7			
Subtotal	2,343	32%	33%	34%
2011 Tier - Civilian Patrol	452			
2011 Tier - Uniform Patrol	346			
2011 Tier - MoDOT	2,079			
2011 Tier - MPERS	4			
Subtotal	2,881	39%	35%	31%
<b>Grand Total</b>	<b>7,416</b>	<b>100%</b>	<b>100%</b>	<b>100%</b>



# Active Membership by Plan

## MPERS Membership by Plan by Fiscal Year



## Active Members Eligible to Retire as of August 1, 2019

	MoDOT	Patrol	MPERS	Total
Currently eligible to retire	547	229	2	778
Eligible within one year	192	65	0	257
Eligible within five years	792	377	4	1,173
<b>Total</b>	<b>1,531</b>	<b>671</b>	<b>6</b>	<b>2,208</b>

## Active Members Eligible to Retire Within 10 Years as of August 1, 2019

	Current Active Membership	Eligible Within 10 Years	Percent
MoDOT	5,081	2,367	47%
Patrol	2,318	1,047	45%
MPERS	17	9	53%
<b>Total</b>	<b>7,416</b>	<b>3,423</b>	



## By Age

Age of Member	MoDOT	Civilian Patrol	Uniformed Patrol	MPERS	Total
< 21	59	1	0	0	60
21 - 25	335	65	86	0	486
26 - 30	437	103	158	1	699
31 - 35	500	121	178	0	799
36 - 40	607	149	162	4	922
41 - 45	651	133	177	1	962
46 - 50	845	159	256	7	1,267
51 - 55	783	189	151	3	1,126
56 - 60	603	121	35	1	760
61 - 65	229	61	0	0	290
66+	32	13	0	0	45
<b>Totals</b>	<b>5,081</b>	<b>1,115</b>	<b>1,203</b>	<b>17</b>	<b>7,416</b>





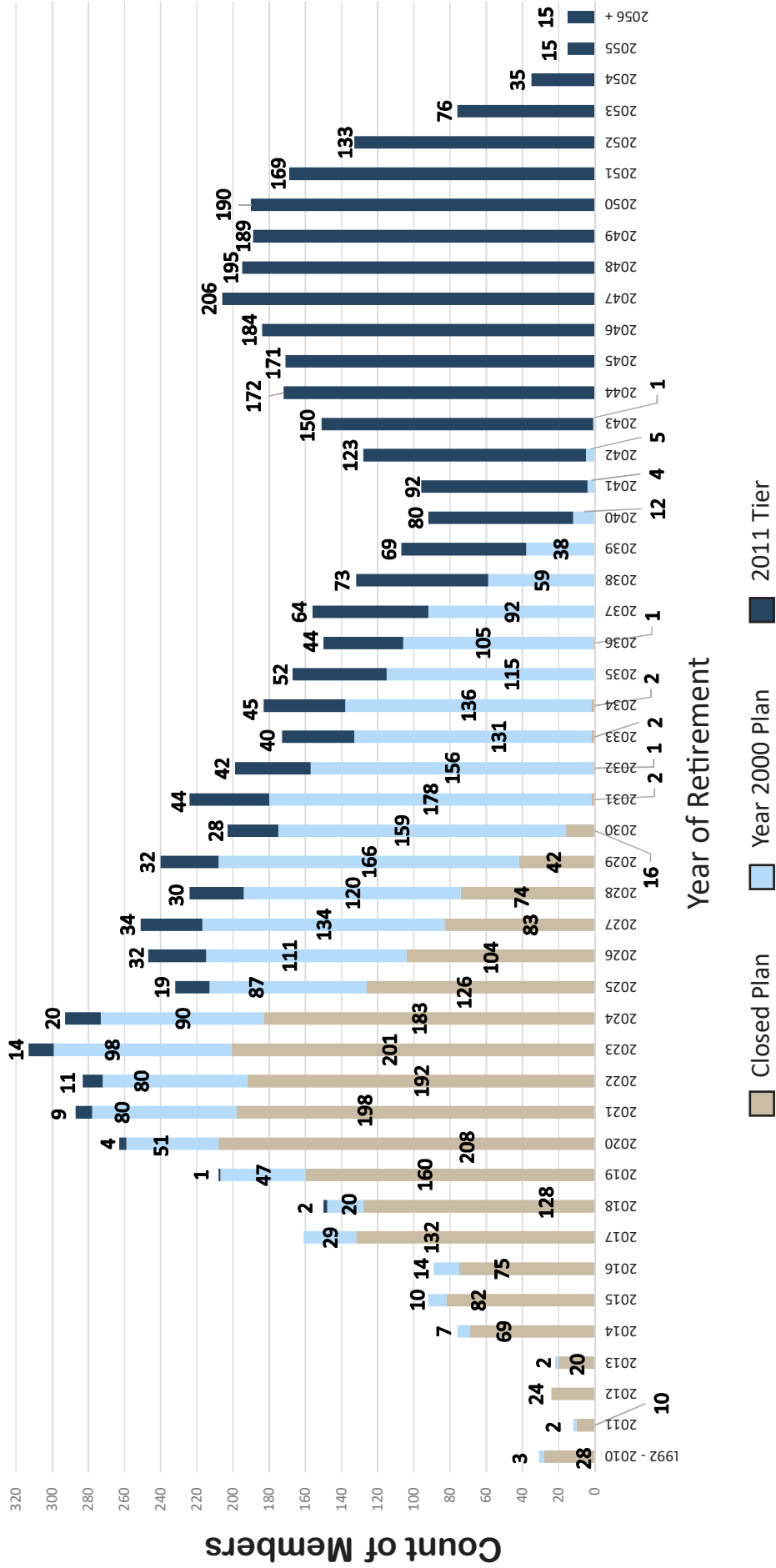
## By Years of Service

Years of Service	MoDOT	Civilian Patrol	Uniformed Patrol	MPERS	Total
< 01	544	81	55	0	680
01 - 05	1,415	307	185	2	1,909
06 - 10	478	191	190	3	862
11 - 15	767	180	176	4	1,127
16 - 20	794	151	161	2	1,108
21 - 25	595	119	292	3	1,009
26 - 30	351	56	115	1	523
31 - 35	110	23	27	2	162
36 - 40	17	4	2	0	23
41 - 45	8	1	0	0	9
46+	2	2	0	0	4
<b>Totals</b>	<b>5,081</b>	<b>1,115</b>	<b>1,203</b>	<b>17</b>	<b>7,416</b>

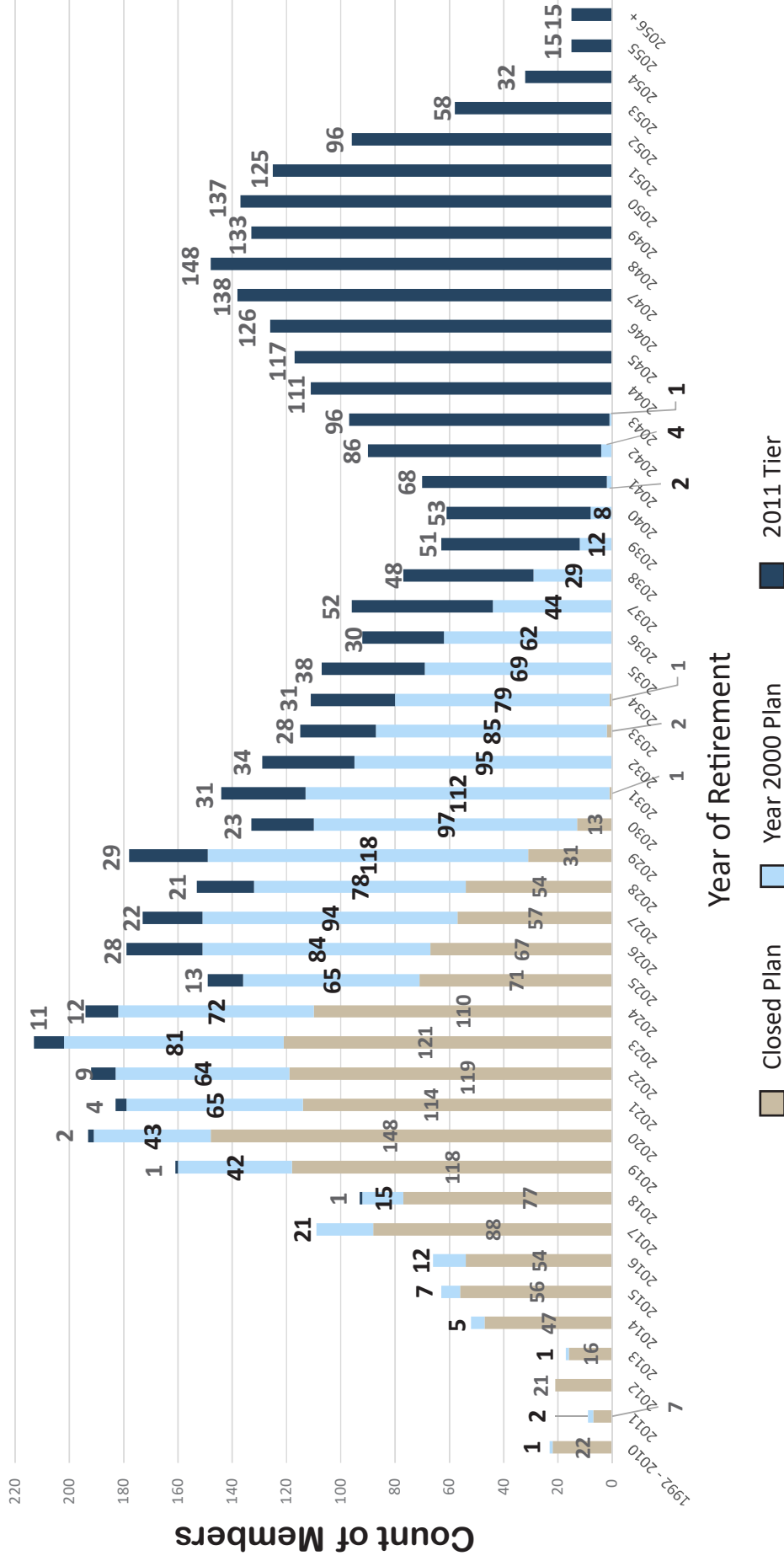


# Active Member Data as of July 29, 2019

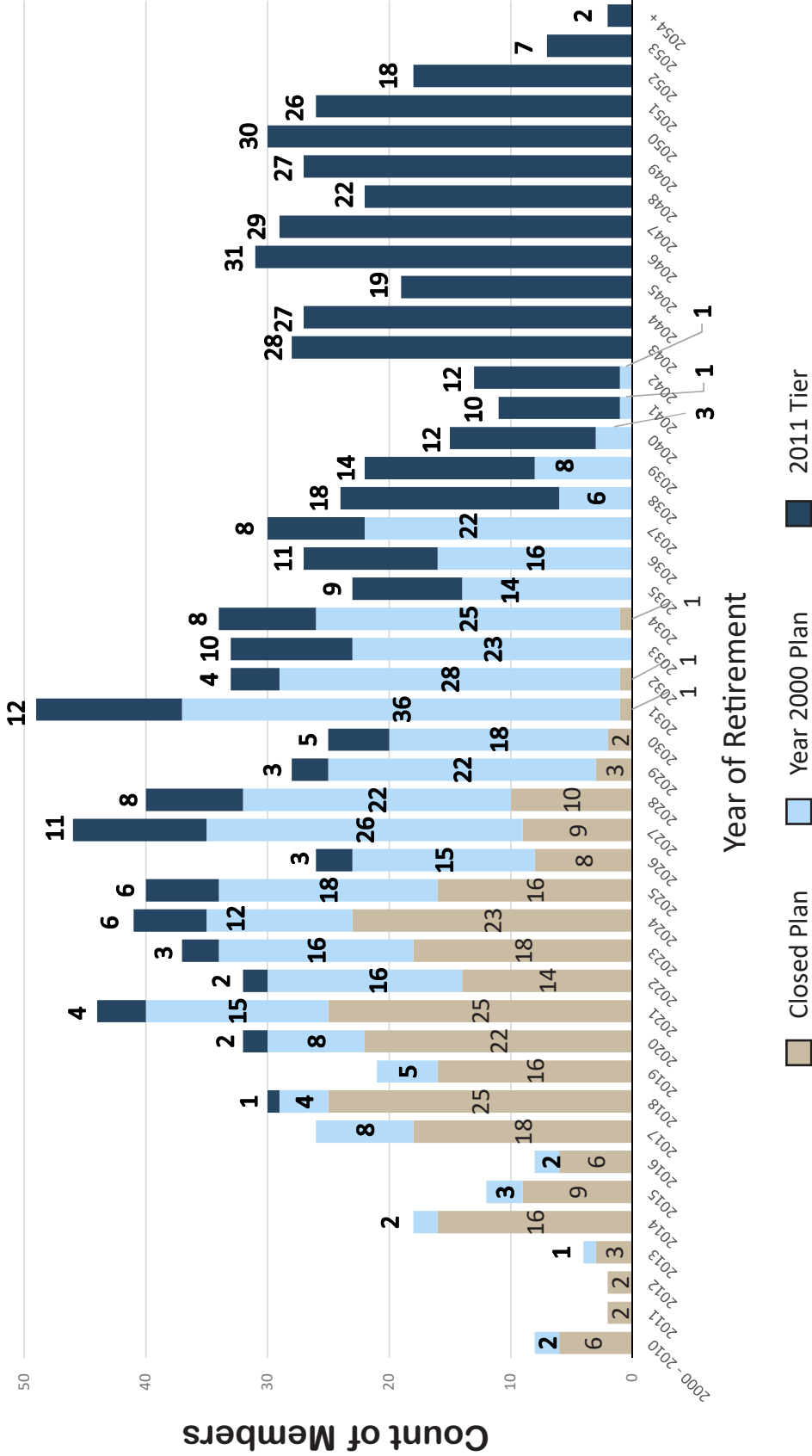
## Count of All Members by Year of Normal Retirement Date



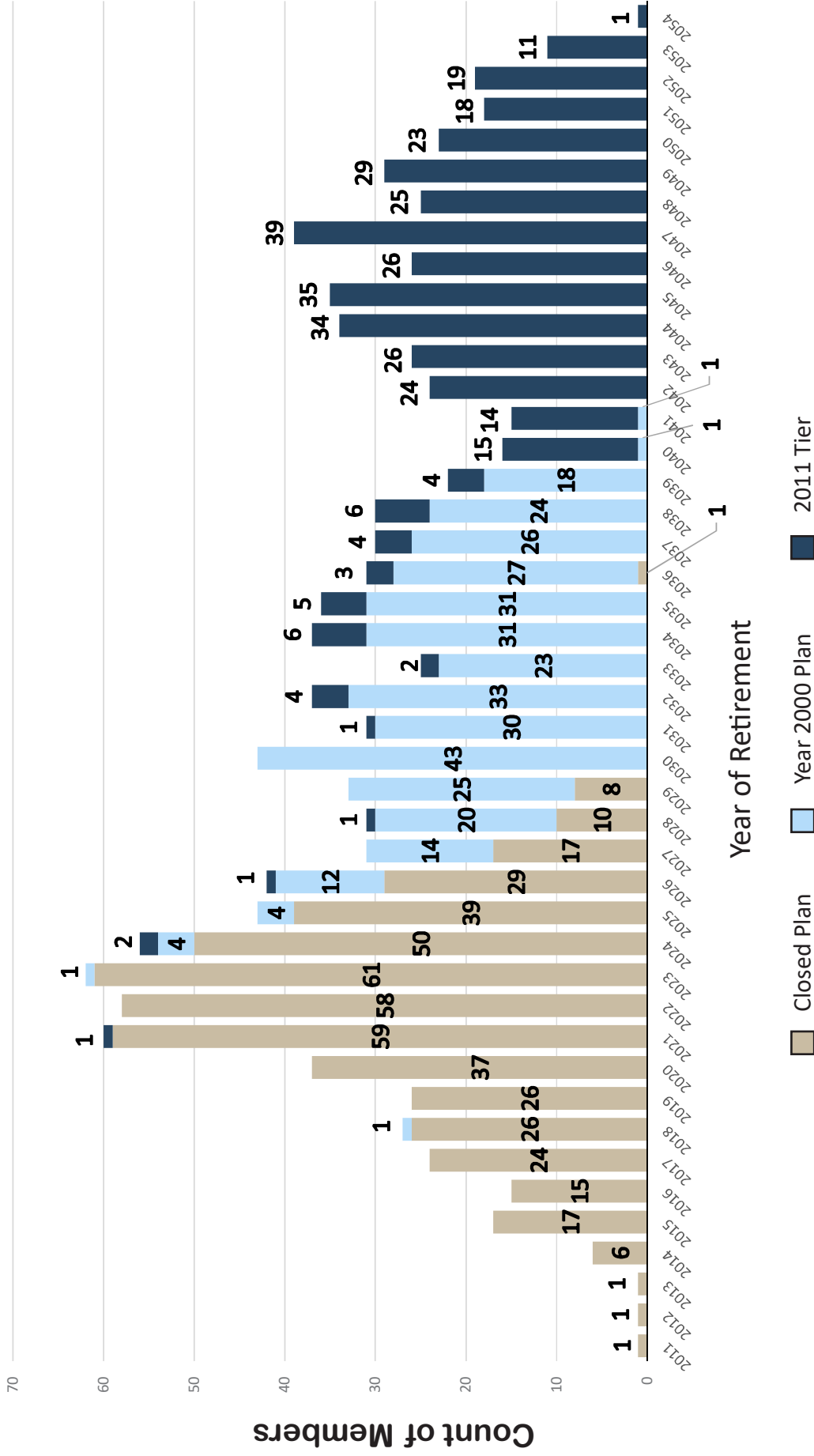
## Count of MoDOT Members by Year of Normal Retirement Date



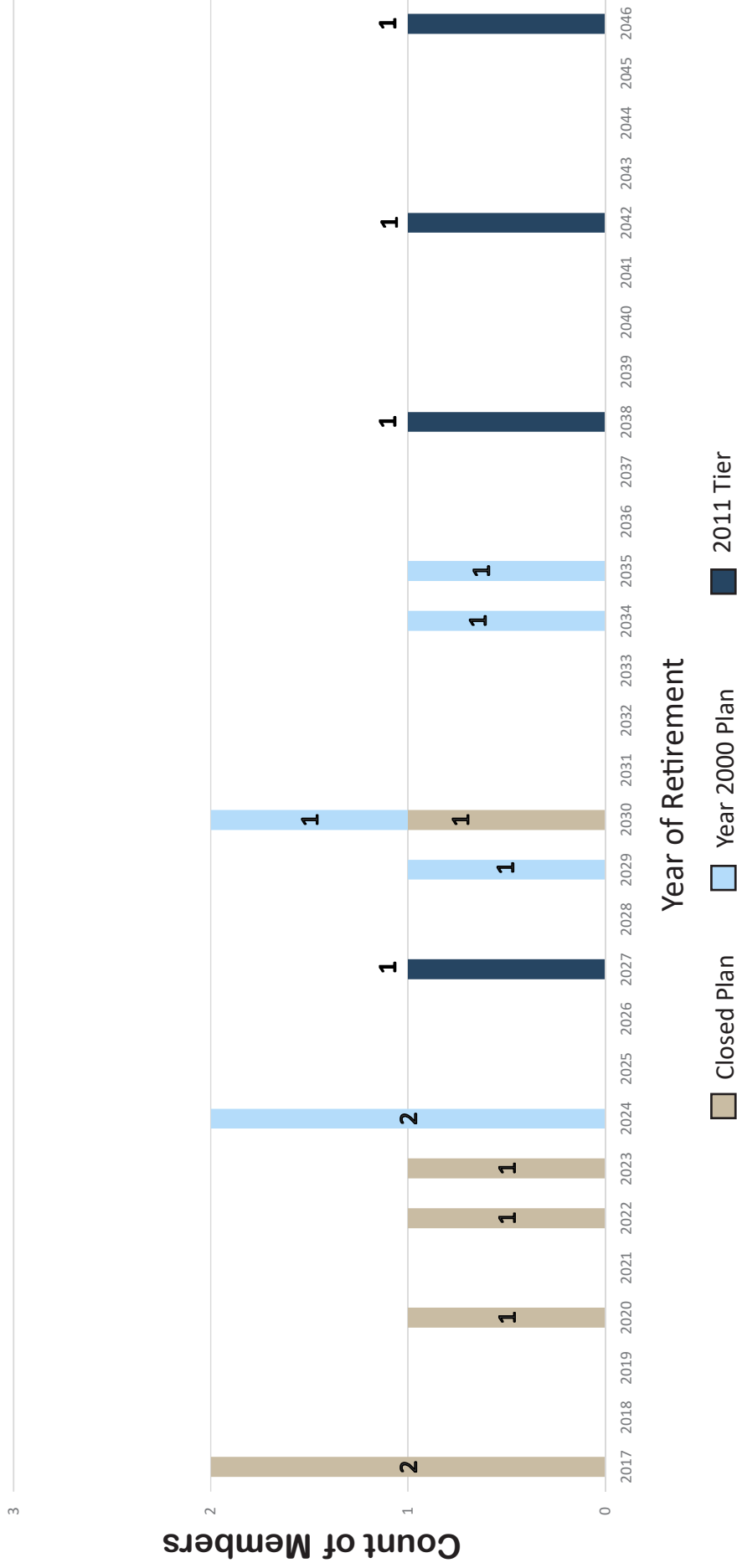
Count of Civilian Patrol Members by Year of Normal Retirement Date



Count of Uniformed Patrol Members by Year of Normal Retirement Date

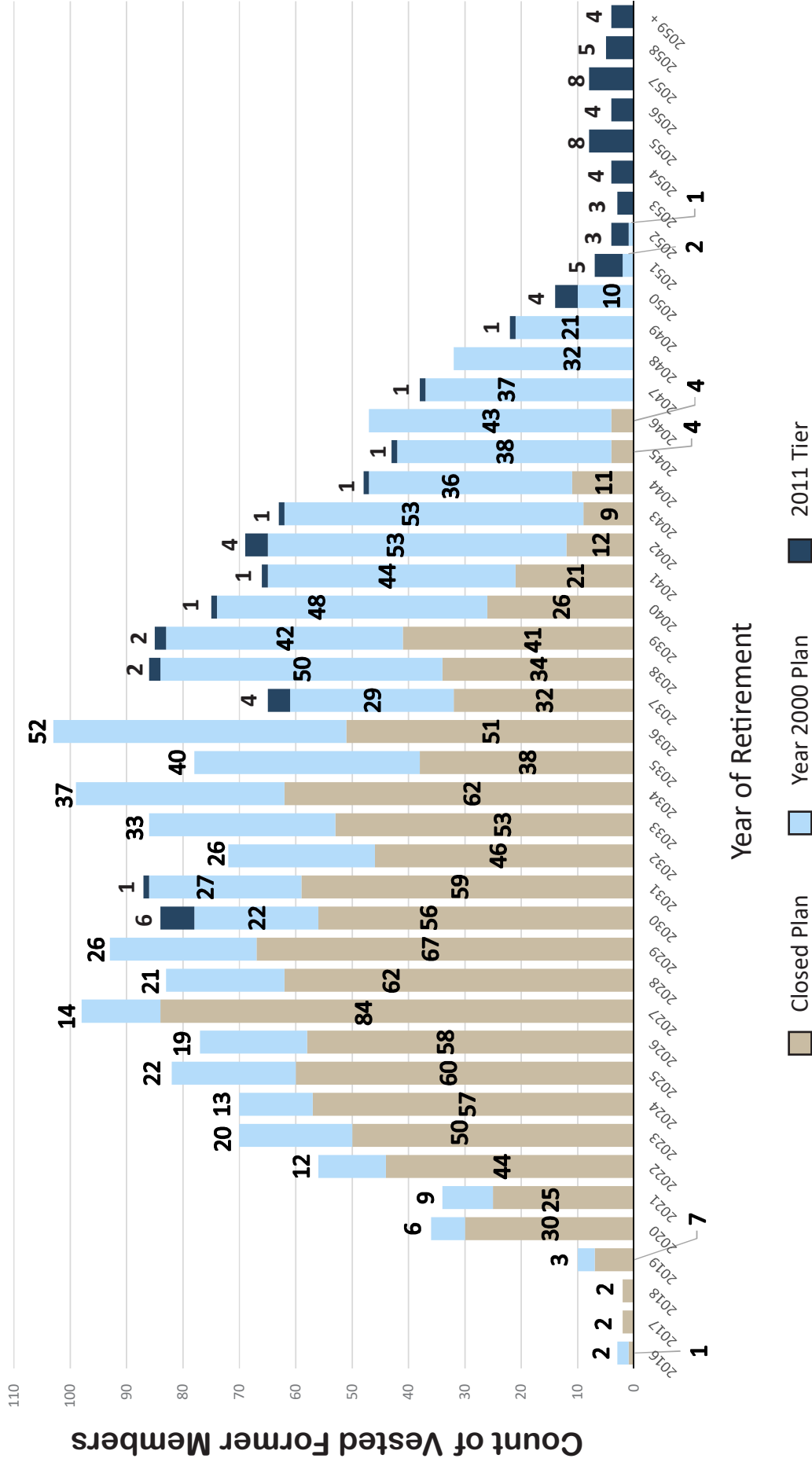


Count of MPERS Members by Year of Normal Retirement Date



# Vested Former Member Data as of July 31, 2019

Count of Vested Former Members by Year of Normal Retirement Date



Year of Retirement

Closed Plan
  Year 2000 Plan
  2011 Tier



# Vested Former Member Data

## By Age

Age of Member	MoDOT	Civilian Patrol	Uniformed Patrol	MPERS	Total
< 21	0	0	0	0	0
21 - 25	2	0	0	0	2
26 - 30	17	8	8	0	33
31 - 35	103	25	21	0	149
36 - 40	206	38	17	0	261
41 - 45	318	35	25	1	379
46 - 50	348	52	67	0	467
51 - 55	355	40	40	0	435
56 - 60	249	39	0	0	288
61 - 65	33	3	0	0	36
66+	1	0	0	0	1
<b>Totals</b>	<b>1,632</b>	<b>240</b>	<b>178</b>	<b>1</b>	<b>2,051</b>





## By Years of Service

Years of Service	MoDOT	Civilian Patrol	Uniformed Patrol	MPERS	Total
< 01	0	0	0	0	0
01 - 05	222	40	29	0	291
06 - 10	810	124	106	1	1,041
11 - 15	396	53	28	0	477
16 - 20	157	20	12	0	189
21 - 25	43	3	3	0	49
26 - 30	4	0	0	0	4
<b>Totals</b>	<b>1,632</b>	<b>240</b>	<b>178</b>	<b>1</b>	<b>2,051</b>



## Current Age of All Retirees

Age of Member	MoDOT	Civilian Patrol	Uniformed Patrol	MPERS	Total
48-50	3	0	0	0	3
51-54	68	6	16	0	90
55-60	733	102	142	0	977
61-64	839	144	119	5	1,107
65-70	1,279	284	165	2	1,730
71-74	780	146	109	0	1,035
75-80	765	132	138	2	1,037
81-84	394	49	59	0	502
85-90	333	54	33	1	421
91-94	85	11	11	0	107
95-99	24	0	4	0	28
100 +	2	0	0	0	2
<b>Total</b>	<b>5,305</b>	<b>928</b>	<b>796</b>	<b>10</b>	<b>7,039</b>



## Total Years of Service for All Retirees

Years of Service	MoDOT	Civilian Patrol	Uniformed Patrol	MPERS	Total
01 - 05	86	24	5	1	116
06 - 10	355	83	17	0	455
11 - 15	471	115	28	0	614
16 - 20	472	92	14	1	579
21 - 25	794	140	30	1	965
26 - 30	1,409	214	275	2	1,900
31 - 35	963	181	321	4	1,469
36 - 40	535	66	102	0	703
41 - 45	200	13	4	1	218
46 - 50	20	0	0	0	20
<b>Total</b>	<b>5,305</b>	<b>928</b>	<b>796</b>	<b>10</b>	<b>7,039</b>

## Retirement Plan Selected by Retirees

Retirement Plan	MoDOT	Civilian Patrol	Uniformed Patrol	MPERS	Total
Closed Plan	2,115	376	793	4	3,288
Year 2000 Plan	3,188	550	3	6	3,747
2011 Tier	2	2	0	0	4
<b>Total</b>	<b>5,305</b>	<b>928</b>	<b>796</b>	<b>10</b>	<b>7,039</b>



# Retiree and BackDROP Data

## Retiring Member Data

Total members retiring (from active status, disabled, vested former members)  
Monthly average of members eligible to retire that year

FY 19		FY 18		FY 17		FY 16		FY 15	
Total	Percent	Total	Percent	Total	Percent	Total	Percent	Total	Percent
307	36%	312	37%	352	43%	299	37%	405	50%
854		836		823		809		817	

## BackDROP Data

Retirees who elected BackDROP

Retirees eligible to elect BackDROP

Retirees who elected cash BackDROP payment (includes installments)

Retirees who elected a combination BackDROP payment (cash/rollover)

Retirees who elected a rollover BackDROP payment

Total BackDROP payments

FY 19		FY 18		FY 17		FY 16		FY 15	
Total	Percent	Total	Percent	Total	Percent	Total	Percent	Total	Percent
128	94%	120	94%	140	92%	102	96%	143	89%
136		128		153		106		160	
13	10%	11	9%	12	8%	6	6%	15	10%
18	14%	23	19%	25	18%	16	16%	25	18%
97	76%	86	72%	103	74%	80	78%	103	72%
128		120		140		102		143	

## Member Status at Retirement Data

Fiscal Year	MoDOT			Patrol			MPERS			Totals			Percents		
	Active	Vested	Disabled	Active	Vested	Disabled	Active	Vested	Disabled	Active	Vested	Disabled	Active	Vested	Disabled
2019	160	57	7	71	10	2	0	0	0	231	67	9	75%	22%	3%
2018	165	63	9	61	13	1	0	0	226	76	10	72%	24%	4%	
2017	165	79	13	83	10	2	0	0	248	89	15	71%	25%	4%	
2016	150	67	13	51	12	5	1	0	202	79	18	68%	26%	6%	
2015	228	63	14	88	10	1	1	0	317	73	15	78%	18%	4%	



## Retiree Benefit Payment Options Selected

Benefit Payment Option Data(a) Retirees Electing:	FY 19		FY 18		FY 17		FY 16		FY 15	
	MoDOT Patrol	%	MoDOT Patrol	%	MoDOT Patrol	%	MoDOT Patrol	%	MoDOT Patrol	%
Life Income Annuity	70	22 30%	97	22 39%	94	23 33%	102	27 43%	109	36 36%
50% Joint and Survivor	65	28 31%	70	28 31%	73	34 30%	48	15 21%	77	23 25%
100% Joint and Survivor	84	30 37%	57	25 26%	85	38 36%	71	26 33%	108	39 35%
60 Guaranteed Payments(b)	0	0 0%	1	0 0%	0	0 0%	1	0 0%	6	0 2%
120 Guaranteed Payments	3	1 1%	10	1 4%	4	0 1%	8	0 3%	6	0 2%
180 Guaranteed Payments(c)	2	2 1%	1	0 0%	1	0 0%	1	0 0%	0	1 0%
Subtotals	224	83	236	76	257	95	231	68	306	99
Total Retired(d)	307		312		352		299		405	

(a) normal and early retirements combined  
 (b) option in Closed Plan only  
 (c) option in Year 2000 Plan only  
 (d) an MPERS employee retired in FY 16, otherwise all data is for MoDOT or Patrol employees

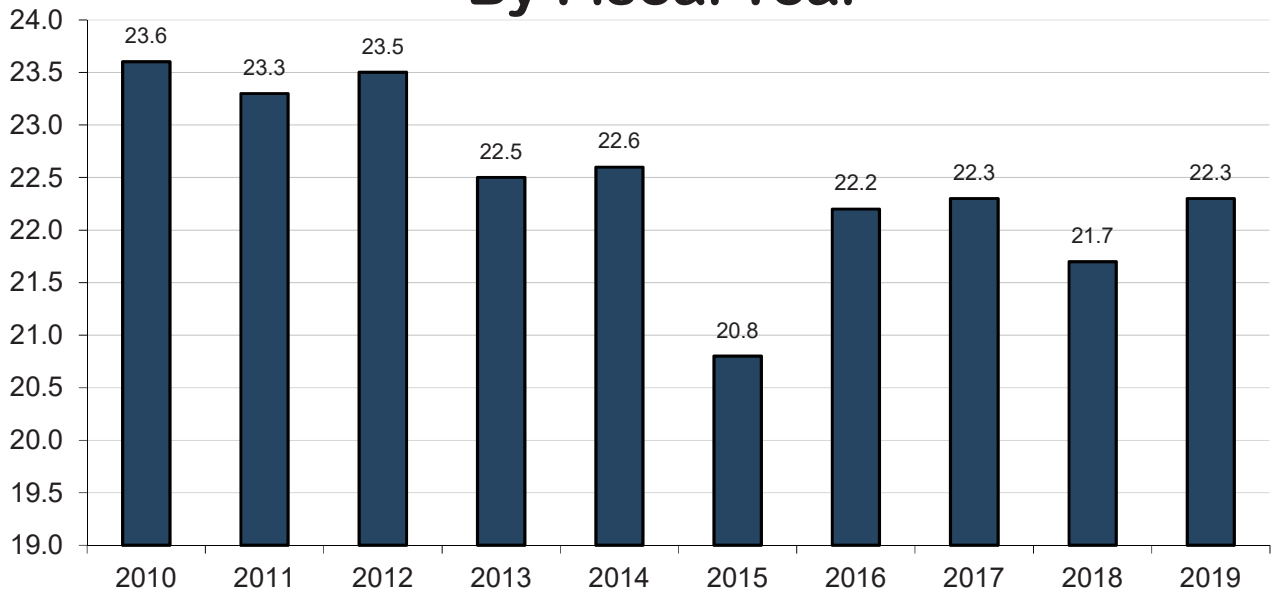
## Detailed Retiree Benefit Payment Options Selected for FY 19

Benefit Payment Option Data Retirees Electing:	MoDOT			Uniformed Patrol			Civilian Patrol		
	Closed (a)	Year 2000 (b)	2011 Tier (c)	Closed (d)	Year 2000 (e)	2011 Tier (f)	Closed (g)	Year 2000 (h)	2011 Tier (i)
Life Income Annuity	10	60	0	8	0	0	0	14	0
50% Joint and Survivor	31	34	0	20	1	0	3	3	1
100% Joint and Survivor	46	38	0	20	0	0	7	3	0
60 Guaranteed Payments	0	n/a	n/a	0	n/a	n/a	0	n/a	n/a
120 Guaranteed Payments	0	2	1	0	0	0	0	1	0
180 Guaranteed Payments	n/a	2	0	n/a	0	0	n/a	2	0
Subtotals	87	136	1	48	1	0	10	23	1
Total Retired (j)	224			49			34		

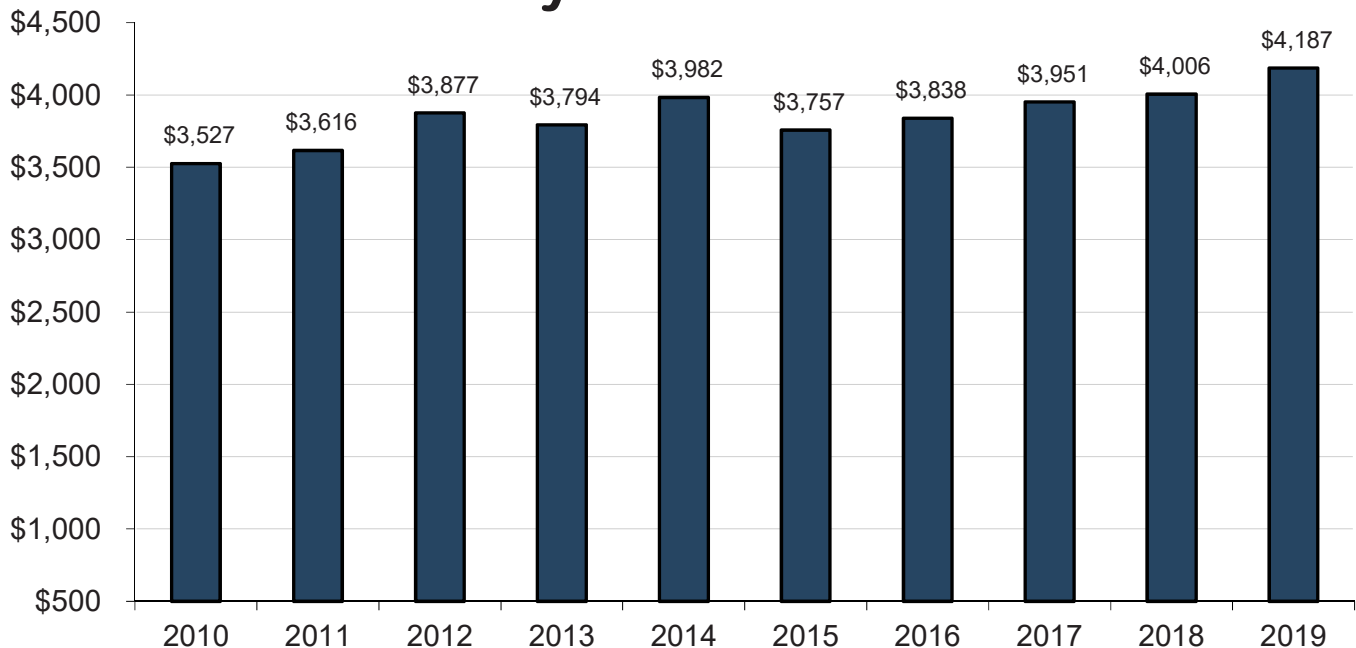
(a) 7 early retirements (b) 23 early retirements (c) No early retirements (d) No early retirements (e) No early retirements (f) No early retirements  
 (g) 1 early retirement (h) 3 early retirements (i) No MPERS employees retired in FY 19



## Average Years of Service for New Retirees By Fiscal Year



## Final Average Pay for New Retirees By Fiscal Year



# Location of Retirees - by State & Country

State	Retirees	State	Retirees	State	Retirees	Country	Retirees
MO	6,622	NC	10	UT	3	Australia	1
FL	62	CA	9	VA	3	Bolivia	1
KS	50	OR	9	WY	3	Canada	1
TX	39	AL	7	ND	2	Great Britain	1
IL	38	KY	7	NE	2	India	1
AR	32	SD	6	NM	2	Ireland	1
AZ	28	IN	4	PA	2		
OK	24	MS	4	SC	2	<b>TOTAL</b>	<b>7,077</b>
IA	22	OH	4	AK	1		
CO	17	WI	4	ID	1		
TN	17	LA	3	MA	1		
WA	11	MI	3	MD	1		
GA	10	MT	3	ME	1		
				MN	1		
				NV	1		

