




MoDOT & Patrol Employees' Retirement System

Member Profile Report

Prepared for the Board of Trustees and Employer Representatives

As of June 30, 2025



MoDOT & Patrol Employees' Retirement System

813 W Stadium Blvd, Jefferson City, MO 65109

Phone: (573) 298-6080 • Fax: (573) 522-6111

www.mpers.org

This *Member Profile Report* provides the MPERS Board of Trustees and MoDOT and Patrol human resource representatives with an annual snapshot of membership data and other information that may help them better understand the retirement system.

Unless otherwise noted, the information in this report is based on fiscal year data. The report provides an overview of the entire membership along with detailed information by member type and, in many cases, by employer. For example:

Page 3 includes data on active members, retirees, survivors, and vested former members.

Page 4 focuses on benefit recipients.

Pages 5–12 present information on actively employed members.

Pages 13–14 detail vested former members by age and years of service, broken down by employer.

Page 15 provides data on current age, years of service at retirement, and selected retirement plans for retirees.

Page 16 offers a history of retirements, BackDROP elections, and member status at retirement. Please do not use this information to counsel members on retirement elections (e.g., whether to take a BackDROP), every situation is unique.

Page 17 shows a history of benefit payment elections made at retirement. Again, we caution readers not to use this information to advise members on retirement choices (e.g., whether to select a 50% or 100% survivor option).

Page 18 provides a historical view of average years of service and final average pay for retirees.

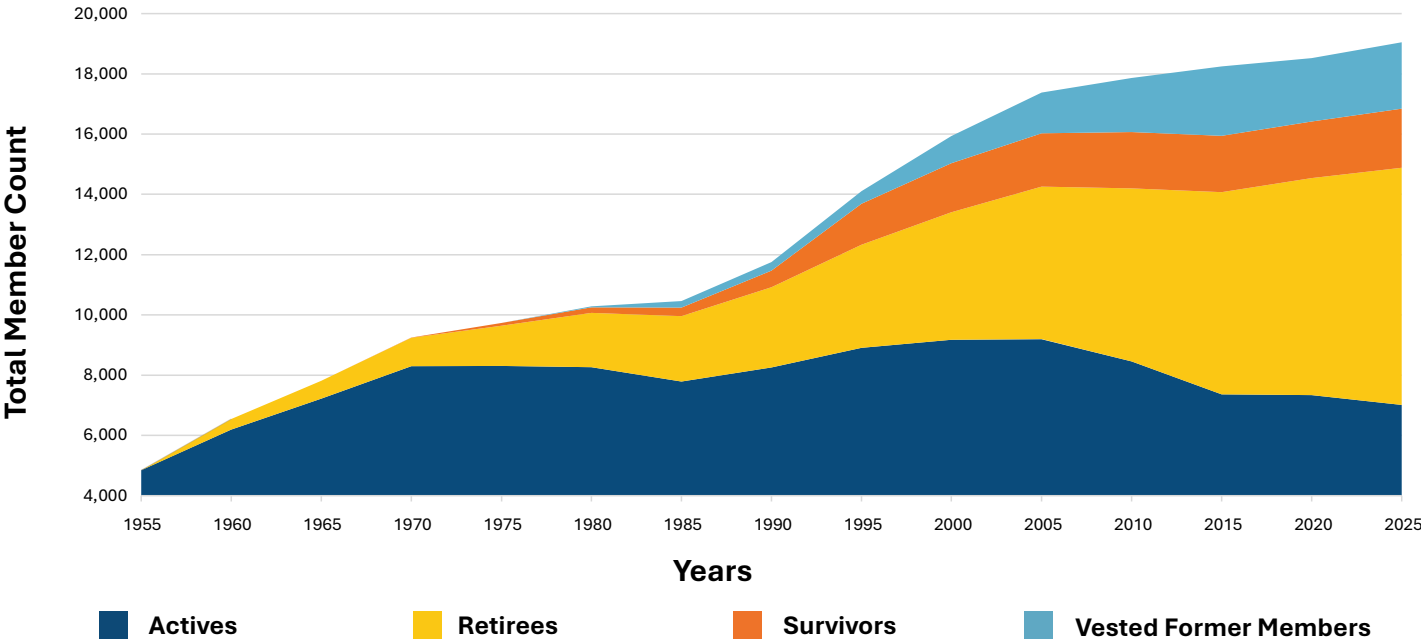
Finally, pages 19–20 list the locations of retired members. Notably, nearly 93% of retirees continue to live in Missouri, supporting local economies and contributing to civic and social activities.

We hope you find this information useful. If you would like to see different data included in future reports, please let us know.

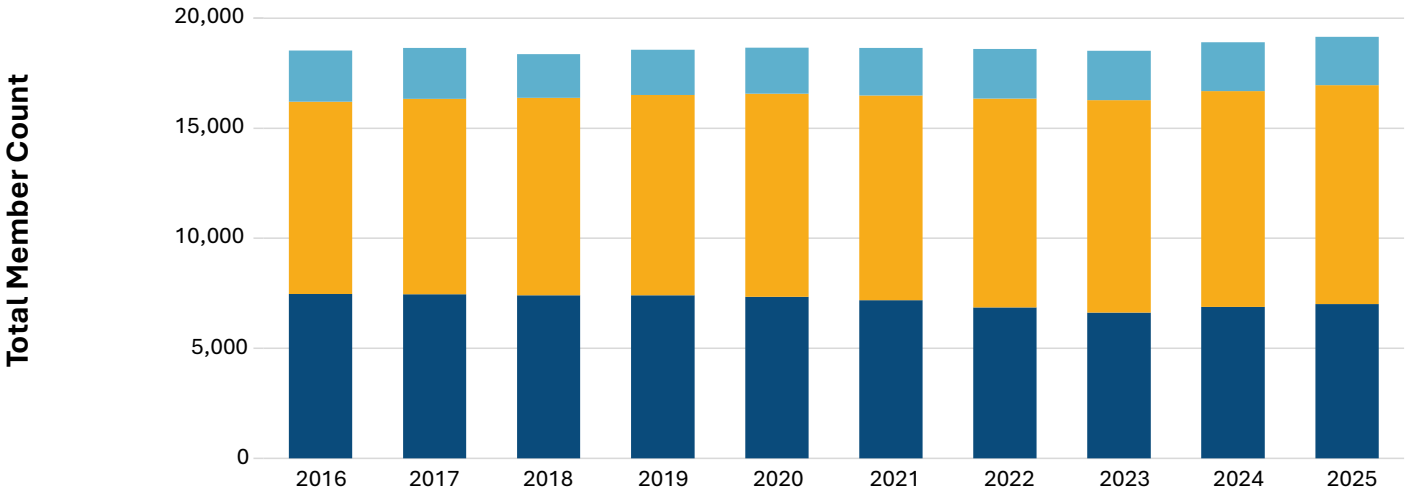
813 W Stadium Blvd, Jefferson City, MO 65109
Phone: (573) 298-6080 • Fax: (573) 522-6111
E-Mail: mpers@mpers.org • Web: www.mpers.org

Membership Categories

MPERS Membership Since Inception



Membership Distribution (Last 10 Fiscal Years)

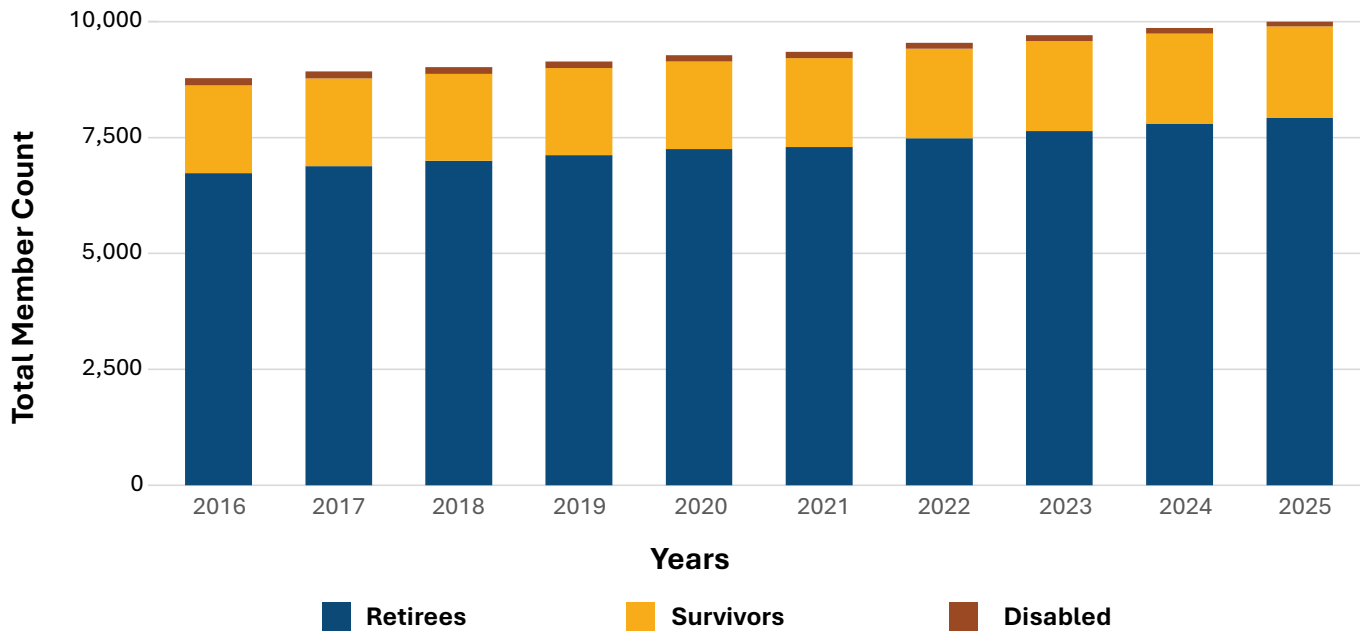


Vested Former Member	2,329	2,319	1,985	2,051	2,099	2,153	2,256	2,244	2,211	2,206
Benefit Recipients	8,727	8,876	8,967	9,086	9,226	9,291	9,486	9,650	9,803	9,938
Active Members	7,473	7,451	7,415	7,416	7,335	7,194	6,856	6,622	6,888	7,011

Note: Benefit recipients (9,938) are further detailed on the next page.

Benefit Recipients

Benefit Recipients



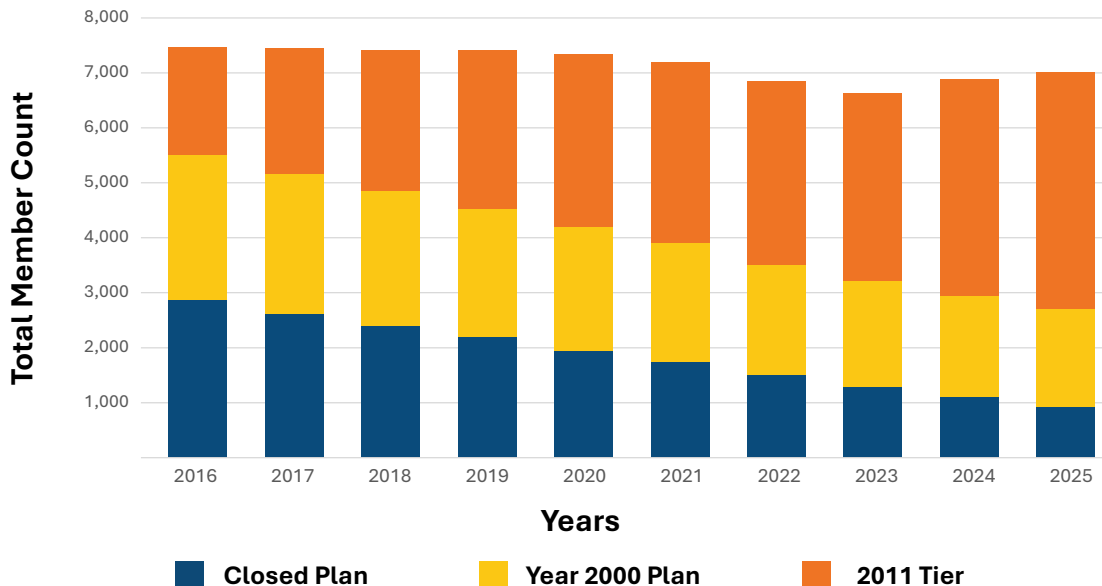
	2016	2017	2018	2019	2020	2021	2022	2023	2024	2025
Disabled	155	155	148	143	139	128	124	127	121	102
Survivors	1,882	1,875	1,863	1,866	1,879	1,909	1,918	1,926	1,929	1,961
Retirees	<u>6,690</u>	<u>6,846</u>	<u>6,956</u>	<u>7,077</u>	<u>7,208</u>	<u>7,254</u>	<u>7,444</u>	<u>7,597</u>	<u>7,753</u>	<u>7,875</u>
Total	<u>8,727</u>	<u>8,876</u>	<u>8,967</u>	<u>9,086</u>	<u>9,226</u>	<u>9,291</u>	<u>9,486</u>	<u>9,650</u>	<u>9,803</u>	<u>9,938</u>

Active Membership by Plan

MPERS Active Membership by Plan

Plan	Count	FY 25 Percent of Total	FY 24 Percent of Total	FY 23 Percent of Total
Closed Plan - MoDOT	602			
Closed Plan - Civilian Patrol	121			
Closed Plan - Uniformed Patrol	204			
Closed Plan - MPERS	4			
Subtotal	931	13%	16%	20%
Year 2000 Plan - MoDOT	1,131			
Year 2000 Plan - Civilian Patrol	288			
Year 2000 Plan - Uniformed Patrol	343			
Year 2000 Plan - MPERS	11			
Subtotal	1,773	25%	27%	28%
2011 Tier - MoDOT	3,028			
2011 Tier - Civilian Patrol	699			
2011 Tier - Uniformed Patrol	573			
2011 Tier - MPERS	7			
Subtotal	4,307	62%	57%	52%
Grand Total	7,011	100%	100%	100%

MPERS Active Membership by Plan



	2016	2017	2018	2019	2020	2021	2022	2023	2024	2025
2011 Tier	1,963	2,279	2,569	2,881	3,140	3,283	3,338	3,412	3,931	4,307
Year 2000 Plan	2,644	2,555	2,441	2,343	2,241	2,161	2,011	1,911	1,851	1,773
Closed Plan	2,866	2,617	2,405	2,192	1,954	1,750	1,507	1,299	1,106	931
Total	7,473	7,451	7,415	7,416	7,335	7,194	6,856	6,622	6,888	7,011

Active Members Eligible to Retire

Current Active Members Eligible to Retire

Year	Total		MoDOT		Patrol		MPERS	
	Count	%	Count	%	Count	%	Count	%
CY 25	832	11.91%	546	11.52%	281	12.63%	5	22.73%
CY 26	1,035	14.82%	685	14.45%	345	15.51%	5	22.73%
CY 30	1,907	27.30%	1,280	27.00%	617	27.74%	10	45.45%
CY 35	2,866	41.02%	1,909	40.27%	944	42.45%	13	59.09%

Note: The data in this chart and on pages 8-13 is based on numbers in our pension administration system as of June 30, 2025. These numbers may vary slightly from fiscal year totals due to lag payroll.

Information in the chart above is based on calendar year (CY), not fiscal year.

Active Member Data

By Age

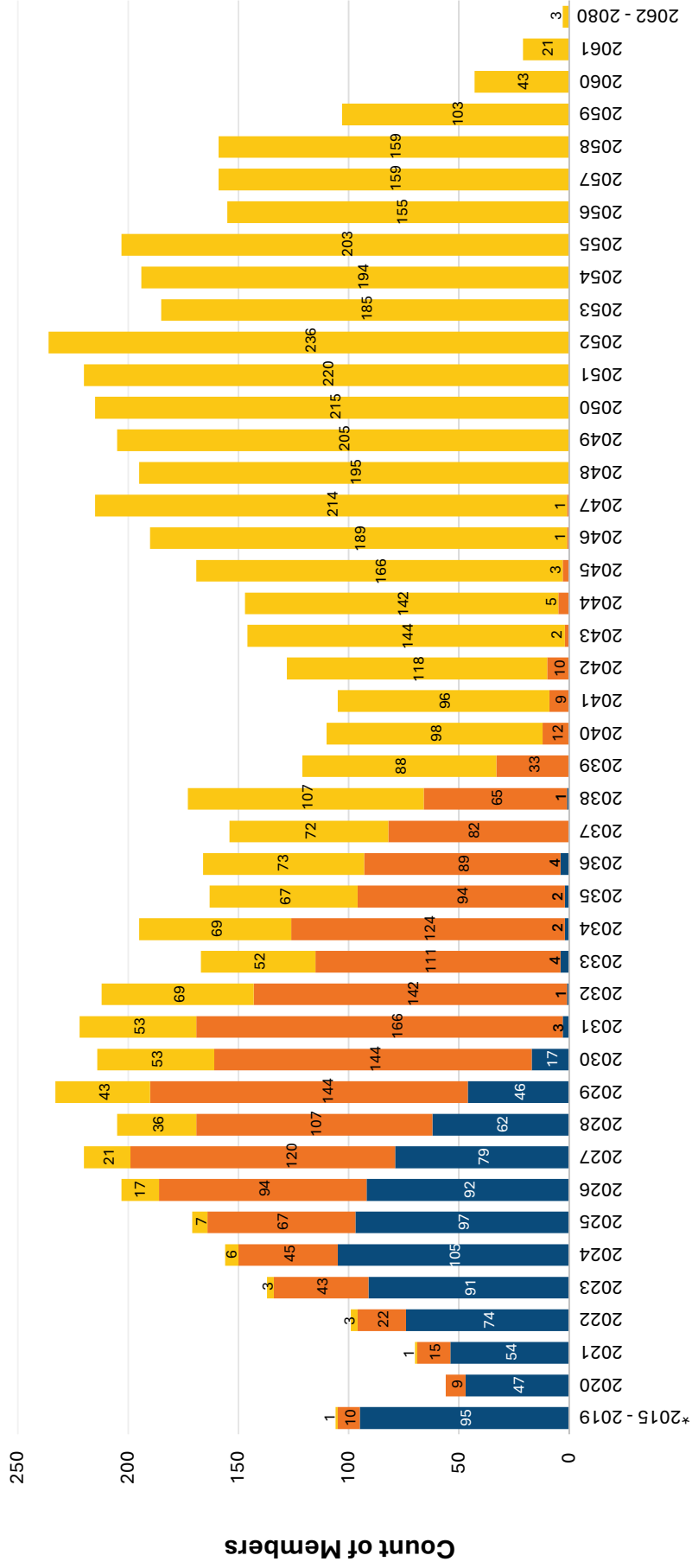
Age of Member	Total	MoDOT	Civilian Patrol	Uniformed Patrol	MPERS
< 21	91	88	3	0	0
21 - 25	526	357	80	89	0
26 - 30	733	447	118	166	2
31 - 35	785	475	126	183	1
36 - 40	836	540	113	180	3
41 - 45	875	605	127	139	4
46 - 50	968	660	142	164	2
51 - 55	1,023	708	154	154	7
56 - 60	734	529	157	45	3
61 - 65	354	285	69	0	0
66+	86	67	19	0	0
Total	<u>7,011</u>	<u>4,761</u>	<u>1,108</u>	<u>1,120</u>	<u>22</u>

By Service

Years of Service	Total	MoDOT	Civilian Patrol	Uniformed Patrol	MPERS
< 01	747	593	125	28	1
01 - 05	1,953	1,411	302	236	4
06 - 10	1,281	894	195	191	1
11 - 15	689	361	158	165	5
16 - 20	823	514	133	171	5
21 - 25	766	523	101	141	1
26 - 30	524	308	67	146	3
31 - 35	184	119	22	41	2
36 - 40	31	27	3	1	0
41 - 45	7	6	1	0	0
46+	6	5	1	0	0
Total	<u>7,011</u>	<u>4,761</u>	<u>1,108</u>	<u>1,120</u>	<u>22</u>

Active Member Data as of June 30, 2025

Count of All Members by Year of Normal Retirement Date



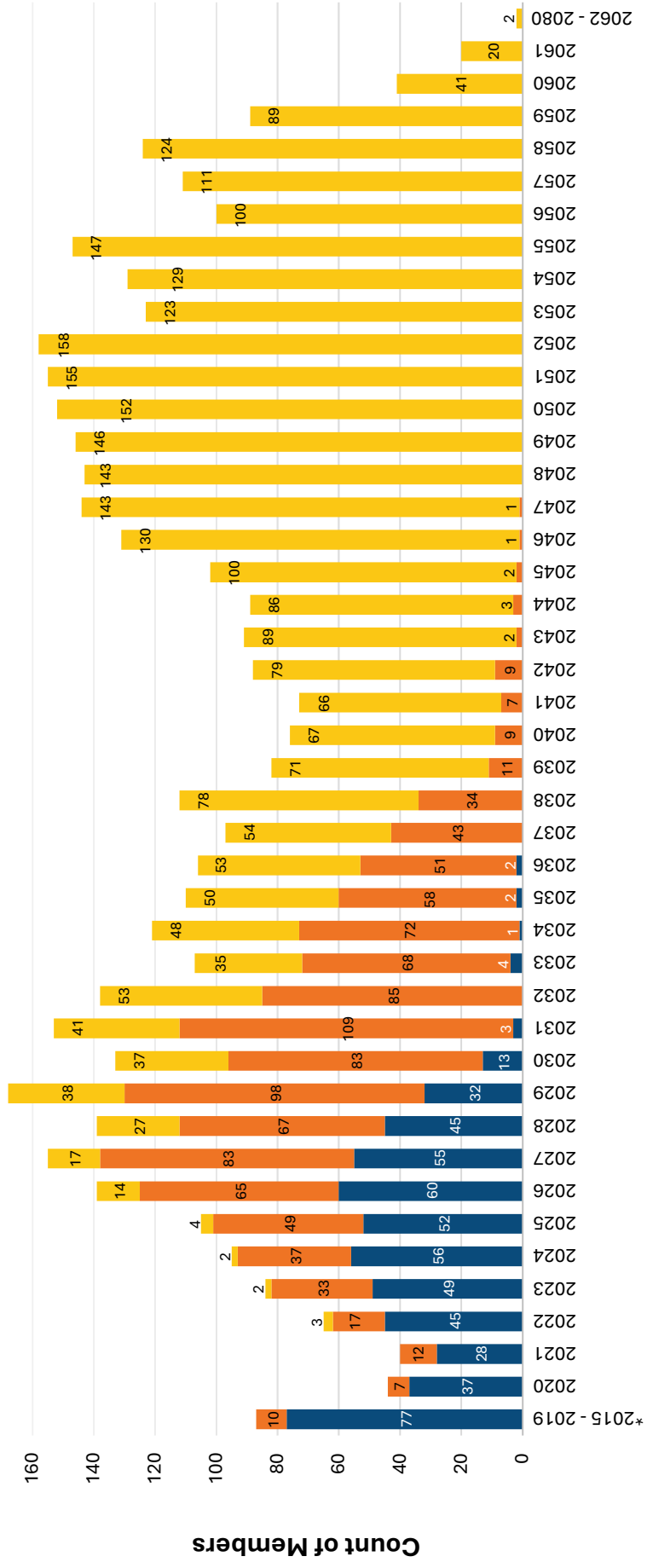
Year of Normal Eligibility

■ Closed Plan
 ■ Year 2000 Plan
 ■ 2011 Tier

* All members in this group were eligible for the maximum five-year BackDROP by the end of 2024.

Active Member Data as of June 30, 2025

Count of MoDOT Members by Year of Normal Retirement Date



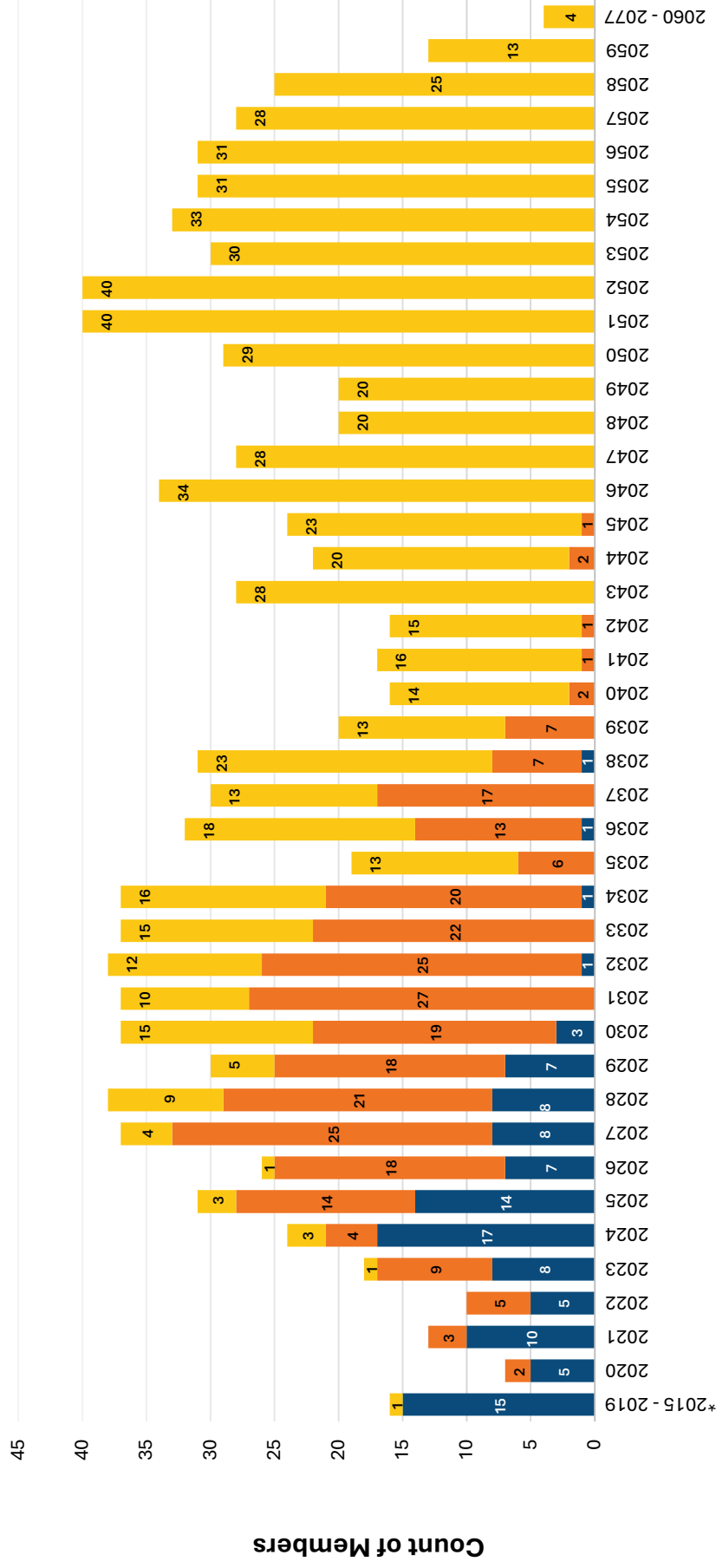
Year of Normal Eligibility

- Closed Plan
- Year 2000 Plan
- 2011 Tier

* All members in this group were eligible for the maximum five-year BackDROP by the end of 2024.

Active Member Data as of June 30, 2025

Count of Civilian Patrol Members by Year of Normal Retirement Date



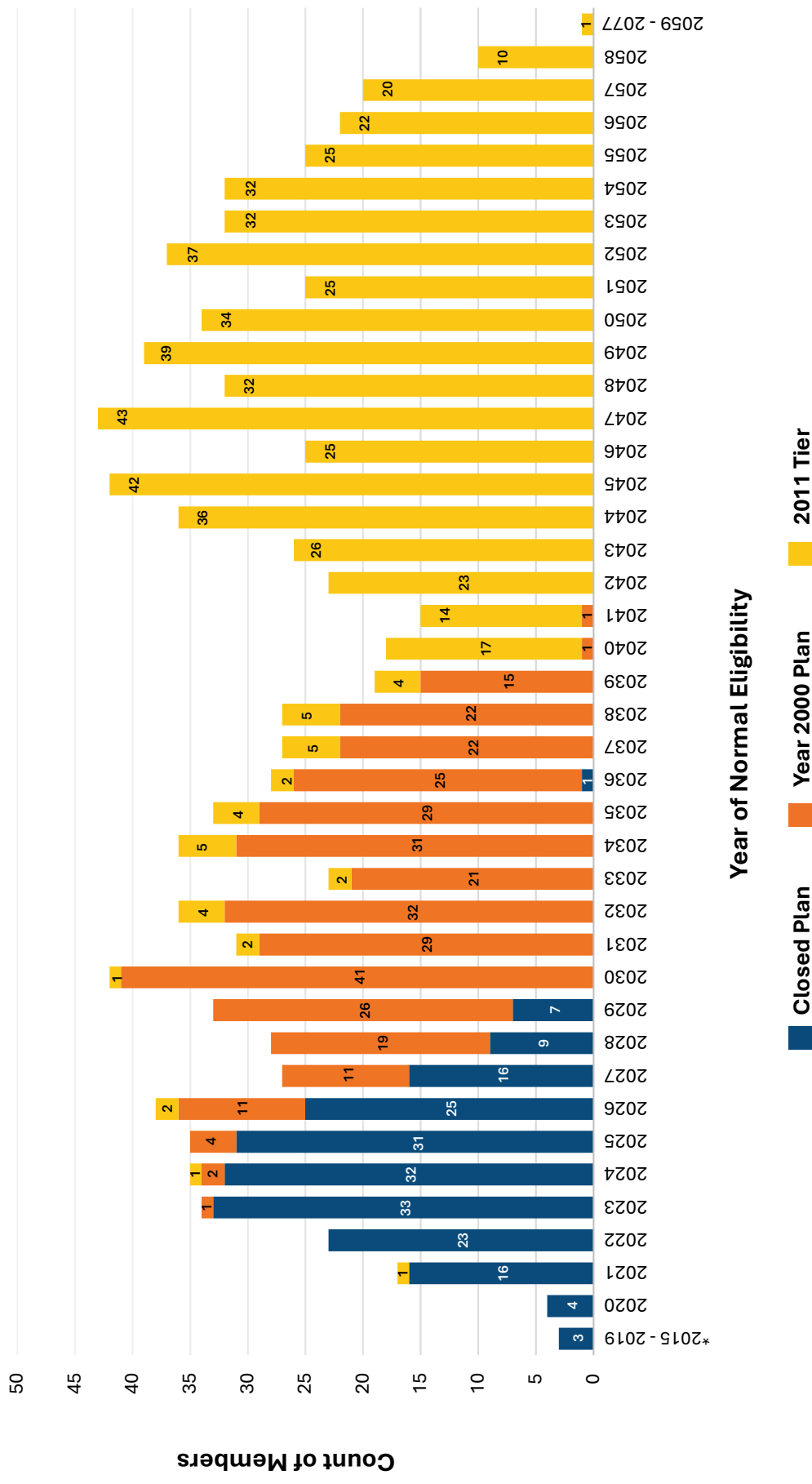
Year of Normal Eligibility

■ Closed Plan
 ■ Year 2000 Plan
 ■ 2011 Tier

* All members in this group were eligible for the maximum five-Year BackDROP by the end of 2024.

Active Member Data as of June 30, 2025

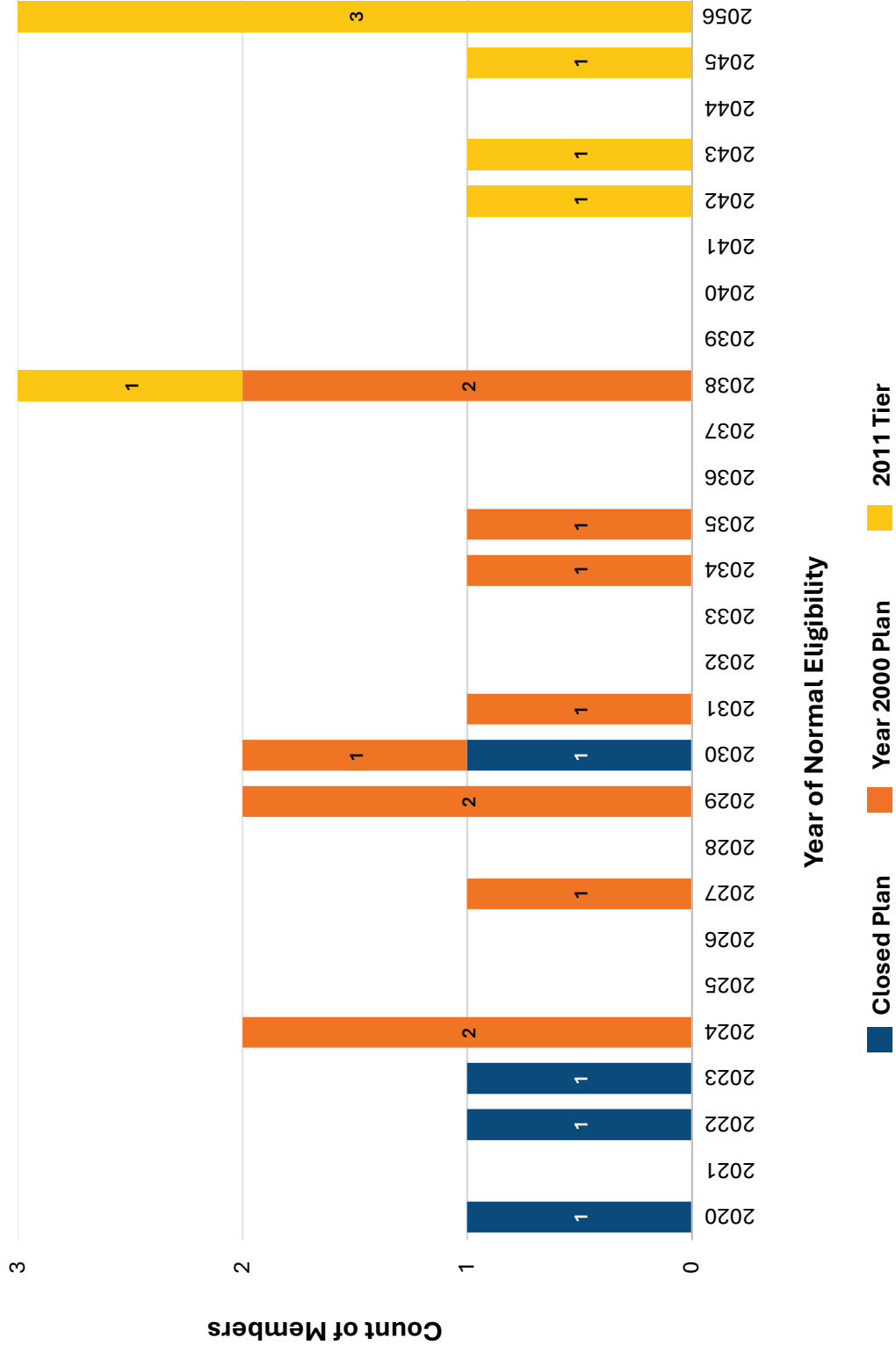
Count of Uniformed Patrol Members by Year of Normal Retirement Date



* All members in this group were eligible for the maximum five-year BackDROP by the end of 2024.

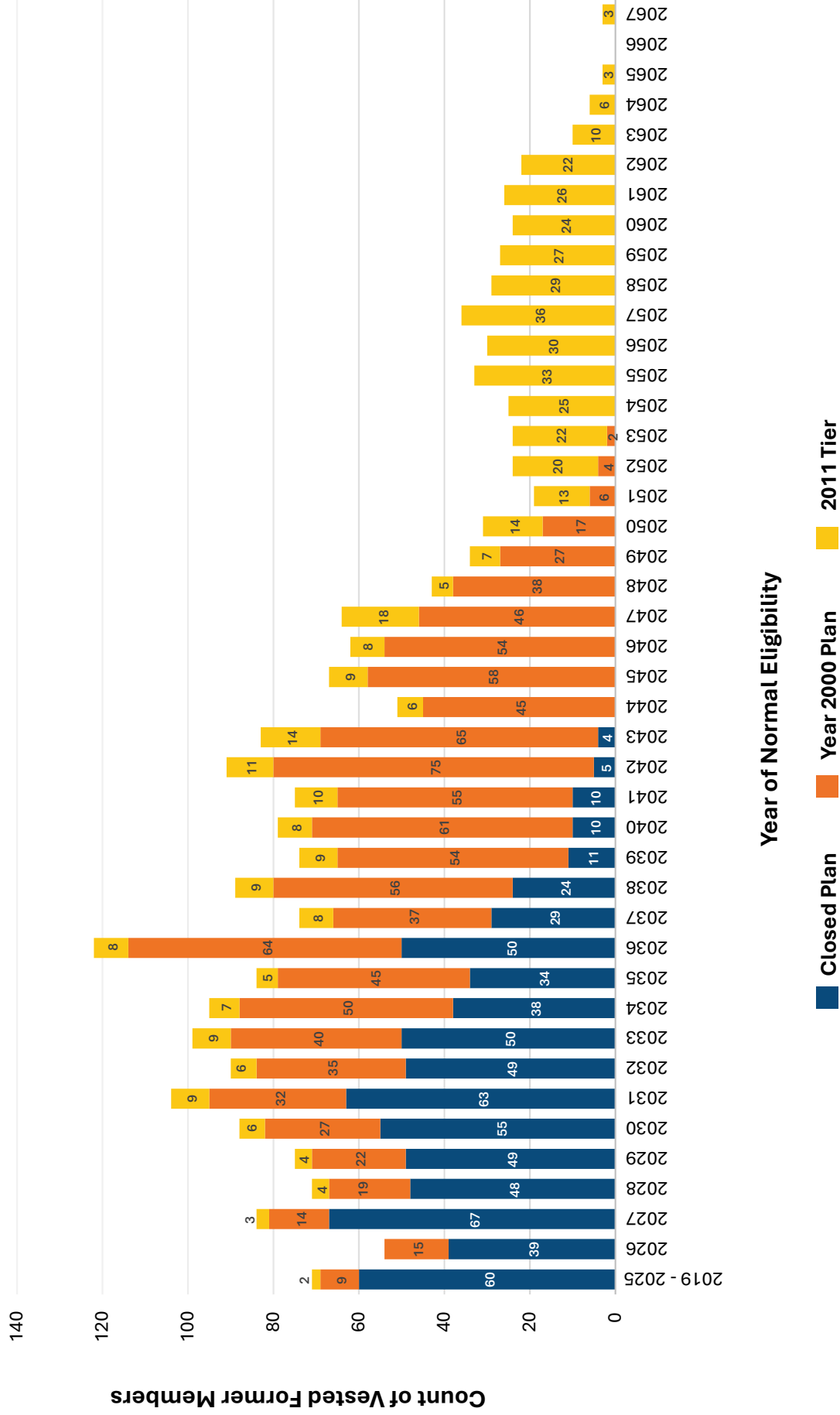
Active Member Data as of June 30, 2025

Count of MPERS Members by Year of Normal Retirement Date



Vested Former Member Data as of June 30, 2025

Count of Vested Former Members by Year of Normal Retirement Date



Vested Former Member Data

By Age

Age of Member	Total	MoDOT	Civilian Patrol	Uniformed Patrol	MPERS
< 21	0	0	0	0	0
21 - 25	3	3	0	0	0
26 - 30	44	32	8	4	0
31 - 35	150	110	23	17	0
36 - 40	254	171	44	38	1
41 - 45	360	290	50	20	0
46 - 50	425	351	45	28	1
51 - 55	519	398	68	53	0
56 - 60	355	323	29	3	0
61 - 65	92	85	7	0	0
66+	<u>4</u>	<u>4</u>	<u>0</u>	<u>0</u>	<u>0</u>
Total	<u>2,206</u>	<u>1,767</u>	<u>274</u>	<u>163</u>	<u>2</u>

By Service

Years of Service	Total	MoDOT	Civilian Patrol	Uniformed Patrol	MPERS
05	381	301	53	27	0
06 - 10	1,102	882	131	87	2
11 - 15	457	359	67	31	0
16 - 20	199	170	17	12	0
21 - 25	63	51	6	6	0
26 - 30	3	3	0	0	0
31 - 35	0	0	0	0	0
36 - 40	1	1	0	0	0
41 - 45	0	0	0	0	0
46+	<u>0</u>	<u>0</u>	<u>0</u>	<u>0</u>	<u>0</u>
Total	<u>2,206</u>	<u>1,767</u>	<u>274</u>	<u>163</u>	<u>2</u>

Retiree Member Data

Current Age of All Retirees

Age of Member	Total	MoDOT	Civilian Patrol	Uniformed Patrol	MPERS
48 - 49	0	0	0	0	0
50 - 54	143	91	8	44	0
55 - 59	684	399	71	212	2
60 - 64	1,359	1,000	162	197	0
65 - 69	1,732	1,359	235	132	6
70 - 74	1,450	1,084	230	134	2
75 - 79	1,175	866	196	113	0
80 - 84	712	517	98	95	2
85 - 89	410	314	43	53	0
90 - 94	162	122	23	17	0
95 - 99	43	34	5	4	0
100+	5	3	0	2	0
Total	<u>7,875</u>	<u>5,789</u>	<u>1,071</u>	<u>1,003</u>	<u>12</u>

Total Years of Service for All Retirees

Years of Service	Total	MoDOT	Civilian Patrol	Uniformed Patrol	MPERS
01 - 05	173	126	35	12	0
06 - 10	642	477	113	52	0
11 - 15	726	559	130	36	1
16 - 20	780	639	119	21	1
21 - 25	1,229	990	184	54	1
26 - 30	2,398	1,656	265	475	2
31 - 35	1,299	845	166	282	6
36 - 40	477	361	48	68	0
41 - 45	137	123	10	3	1
46 - 50	14	13	1	0	0
Total	<u>7,875</u>	<u>5,789</u>	<u>1,071</u>	<u>1,003</u>	<u>12</u>

Retirees by Retirement Plan

Plan	Total	MoDOT	Civilian Patrol	Uniformed Patrol	MPERS
Closed Plan	3,173	1,811	368	991	3
Year 2000 Plan	4,615	3,916	680	11	8
2011 Tier	87	62	23	1	1
Total	<u>7,875</u>	<u>5,789</u>	<u>1,071</u>	<u>1,003</u>	<u>12</u>

Retiree and BackDROP Data

Retiring Member Data

	FY 25		FY 24		FY 23		FY 22		FY 21	
	Total	%	Total	%	Total	%	Total	%	Total	%
Retiring Member Data										
Total members retiring (from active status, disabled, vested former members)	374	42%	376	42%	391	44%	431	47%	335	37%
Monthly average of members eligible to retire that year	896		896		893		917		912	

BackDROP Data

	FY 25		FY 24		FY 23		FY 22		FY 21	
	Total	%	Total	%	Total	%	Total	%	Total	%
BackDROP Payment Option										
Retirees who elected cash BackDROP payment (includes installments)	16	16%	12	12%	22	17%	23	13%	10	9%
Retirees who elected a combination (cash/rollover) BackDROP payment	16	16%	15	14%	16	13%	20	12%	17	15%
Retirees who elected a rollover BackDROP payment	69	68%	77	74%	90	70%	127	75%	85	76%
Total BackDROP payments	101		104		128		170		112	

Member Status at Retirement

Year	MoDOT			Patrol			MPERS			Totals			Percent		
	Active	Vested	Disabled	Active	Vested	Disabled	Active	Vested	Disabled	Active	Vested	Disabled	Active	Vested	Disabled
2025	195	65	14	73	25	2	0	0	0	268	90	16	72%	24%	4%
2024	181	79	6	82	25	2	1	0	0	264	104	8	70%	28%	2%
2023	174	87	6	97	24	2	1	0	0	272	111	8	70%	28%	2%
2022	222	66	11	110	20	2	0	0	0	332	86	13	77%	20%	3%
2021	181	45	10	75	23	1	0	0	0	256	68	11	77%	20%	3%

Retiree Benefit Payment Options Selected

Retiree Benefit Payment Options Selected

Benefit Payment Option (a)	FY 25			FY 24			FY 23			FY 22			FY 21		
	MoDOT	Patrol	%	MoDOT	Patrol	%	MoDOT	Patrol	%	MoDOT	Patrol	%	MoDOT	Patrol	%
Life Income Annuity	115	30	39%	112	28	37%	96	32	33%	124	38	38%	91	25	34%
50% Joint and Survivor	60	29	24%	53	33	23%	70	44	29%	66	43	25%	62	31	28%
100% Joint and Survivor	87	39	34%	89	45	36%	91	43	34%	100	49	35%	78	42	36%
60 Guaranteed Payments (b)	1	0	0%	0	0	0%	1	0	1%	0	0	0%	0	0	0%
120 Guaranteed Payments	6	2	2%	6	2	2%	4	4	2%	4	1	1%	4	0	1%
180 Guaranteed Payments (c)	5	0	1%	7	1	2%	5	0	1%	5	1	1%	1	1	1%
Subtotals	274	100		267	109		267	123		299	132		236	99	
Total Retired (d)		374			376			391			431			335	

(a) normal and early retirements combined
 (b) option in Closed Plan only
 (c) option in Year 2000 Plan and 2011 Tier only
 (d) 1 MPERS employee retired in FY 23 and FY 24, otherwise all data is for MoDOT or Patrol employees

Detailed Retiree Benefit Payment Options Selected for FY 25

Benefit Payment Option	MoDOT			Civilian Patrol			Uniformed Patrol		
	Closed (a)	Year 2000 (b)	2011 Tier (c)	Closed (d)	Year 2000 (e)	2011 Tier (f)	Closed (g)	Year 2000 (h)	2011 Tier (i)
Life Income Annuity	9	96	10	4	15	2	8	1	0
50% Joint and Survivor	20	37	3	4	8	0	16	1	0
100% Joint and Survivor	14	68	5	4	5	2	26	1	1
60 Guaranteed Payments	1	n/a	n/a	0	n/a	n/a	0	n/a	n/a
120 Guaranteed Payments	2	3	1	0	2	0	0	0	0
180 Guaranteed Payments	n/a	4	1	n/a	0	0	n/a	0	0
Subtotals	46	208	20	12	30	4	50	3	1
Total Retired		274			46			54	

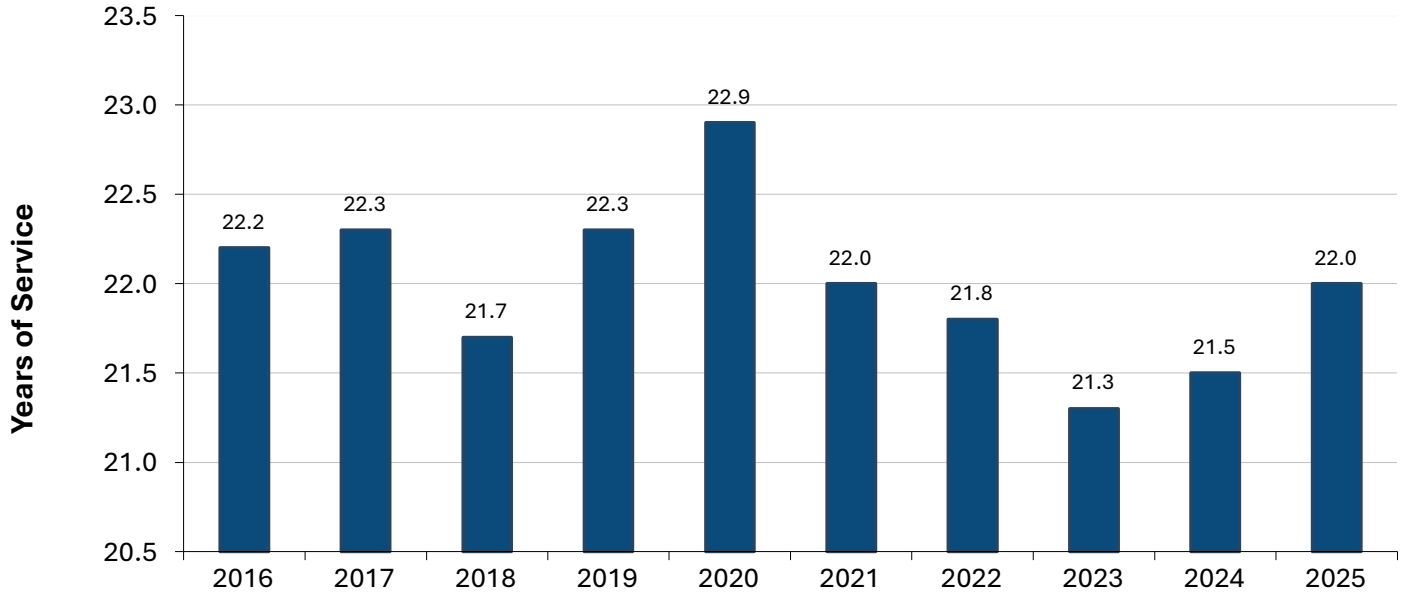
(a) 5 early retirements
 (b) 18 early retirements
 (c) 14 early retirements

(d) 2 early retirements
 (e) 5 early retirements
 (f) 3 early retirements

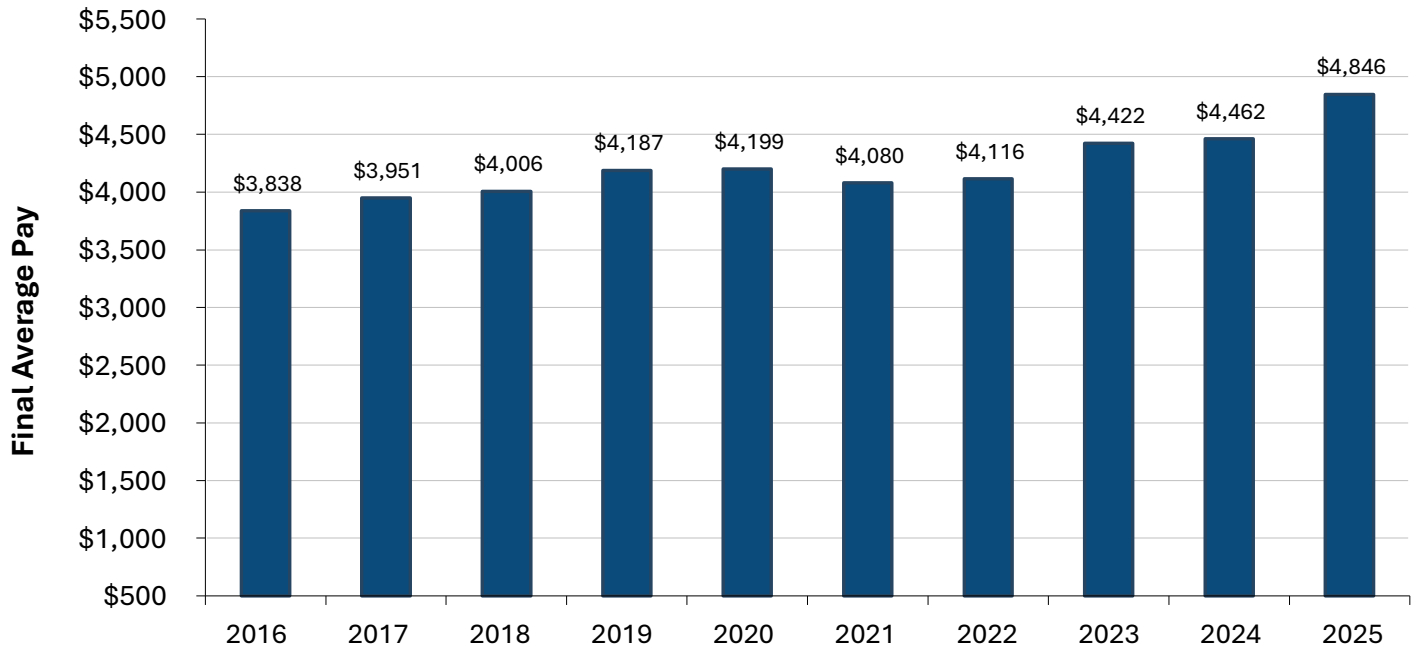
(g) 0 early retirements
 (h) 0 early retirements
 (i) 0 early retirements

Service and Final Average Pay for New Retirees

Average Years of Service for New Retirees by Fiscal Year



Final Average Pay for New Retirees by Fiscal Year



Location of Our 7,875 Retirees - by State & Country

