

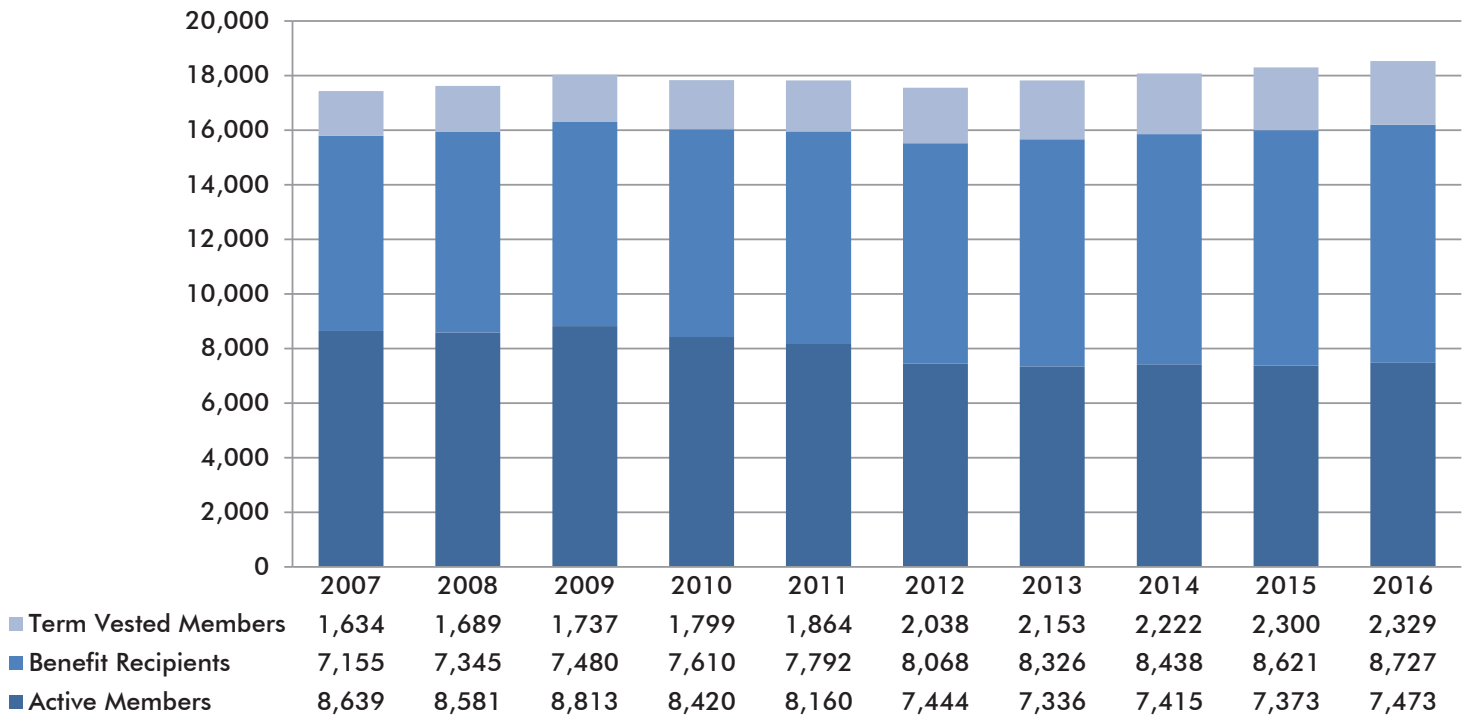


As of June 30, 2016

Member Profile Report

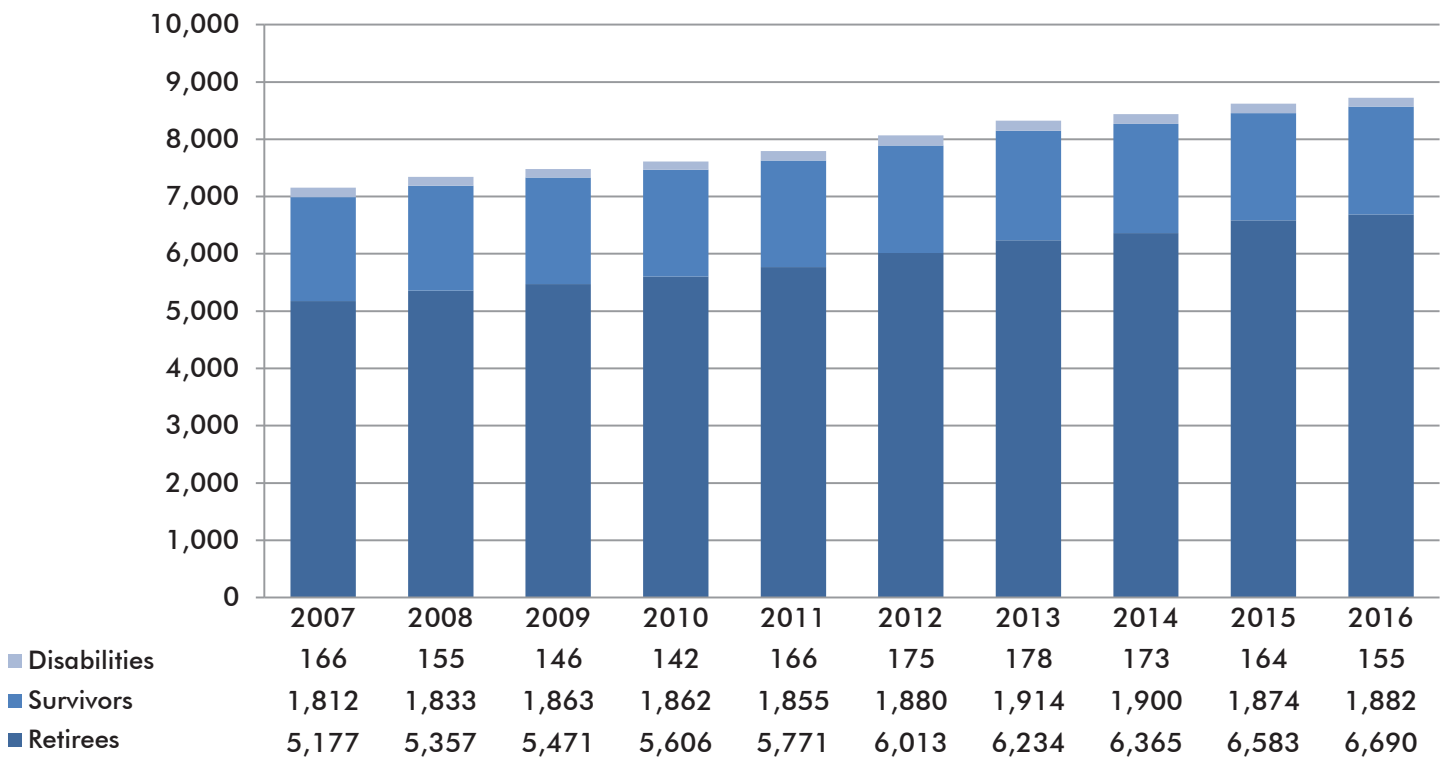
Prepared for the Board of Trustees

Membership Distribution



Note: Benefit recipients (8,727) are further detailed on the next page.

Benefit Recipients



Note: For 2016 the total benefit recipient count is 8,727

Active Membership by Plan

Plan	Count	Percent of Total
Closed Plan - Civilian	2,275	
Closed Plan - Uniform	600	
Sub-total	<u>2,875</u>	38%
Year 2000 Plan - Civilian	2,257	
Year 2000 Plan - Uniform	395	
Sub-total	<u>2,652</u>	36%
2011 Tier - Civilian	1,656	
2011 Tier - Uniform	258	
Sub-total	<u>1,914</u>	<u>26%</u>
Grand Total	<u>7,441</u>	<u>100%</u>
Total Uniform	1,253	17%
Total Civilian	6,188	83%
Grand Total	<u>7,441</u>	<u>100%</u>

Active Members Eligible to Retire

As of January 1, 2017

	MoDOT	Patrol	MPERS	Total
Already eligible to retire	497	217	0	714
Eligible within a year	182	72	2 (a)	256
Eligible within 5 years	747	317	1 (b)	1,065
Totals	1,426	606	3	2,035

(a) Lois and Greg

(b) Jennifer

Active Member Data

By Age

Age of Member	MoDOT	Civilian Patrol	Uniformed Patrol	MPERS	Total
< 21	26	4	0	0	30
21 - 25	278	60	75	0	413
26 - 30	395	117	200	1	713
31 - 35	516	129	160	3	808
36 - 40	636	130	172	1	939
41 - 45	743	133	235	4	1,115
46 - 50	856	194	245	5	1,300
51 - 55	866	180	139	2	1,187
56 - 60	564	127	23	0	714
61 - 65	162	63	0	0	225
66+	17	12	0	0	29
Totals	5,059	1,149	1,249	16	7,473

By Years of Service

Years of Service	MoDOT	Civilian Patrol	Uniformed Patrol	MPERS	Total
< 01	485	100	21	0	606
01 - 05	993	279	246	4	1,522
06 - 10	790	224	195	3	1,212
11 - 15	870	184	189	2	1,245
16 - 20	829	158	231	3	1,221
21 - 25	627	104	206	2	939
26 - 30	314	59	134	2	509
31 - 35	119	30	25	0	174
36 - 40	26	9	2	0	37
41 - 45	6	1	0	0	7
46+	0	1	0	0	1
Totals	5,059	1,149	1,249	16	7,473

By Age

Age of Member	MoDOT	Civilian Patrol	Uniformed Patrol	MPERS	Total
< 21	0	0	0	0	0
21 - 25	0	0	0	0	0
26 - 30	35	8	3	0	46
31 - 35	135	22	7	1	165
36 - 40	238	36	18	1	293
41 - 45	372	50	50	0	472
46 - 50	426	44	58	0	528
51 - 55	446	57	31	0	534
56 - 60	220	27	0	0	247
61 - 65	40	2	0	0	42
66+	2	0	0	0	2
Totals	1,914	246	167	2	2,329

By Years of Service

Years of Service	MoDOT	Civilian Patrol	Uniformed Patrol	MPERS	Total
< 01	0	0	0	0	0
01 - 05	285	46	27	1	359
06 - 10	976	119	98	1	1,194
11 - 15	418	60	32	0	510
16 - 20	180	14	9	0	203
21 - 25	52	7	0	0	59
26 - 30	3	0	1	0	4
Totals	1,914	246	167	2	2,329

Retiree Member Data

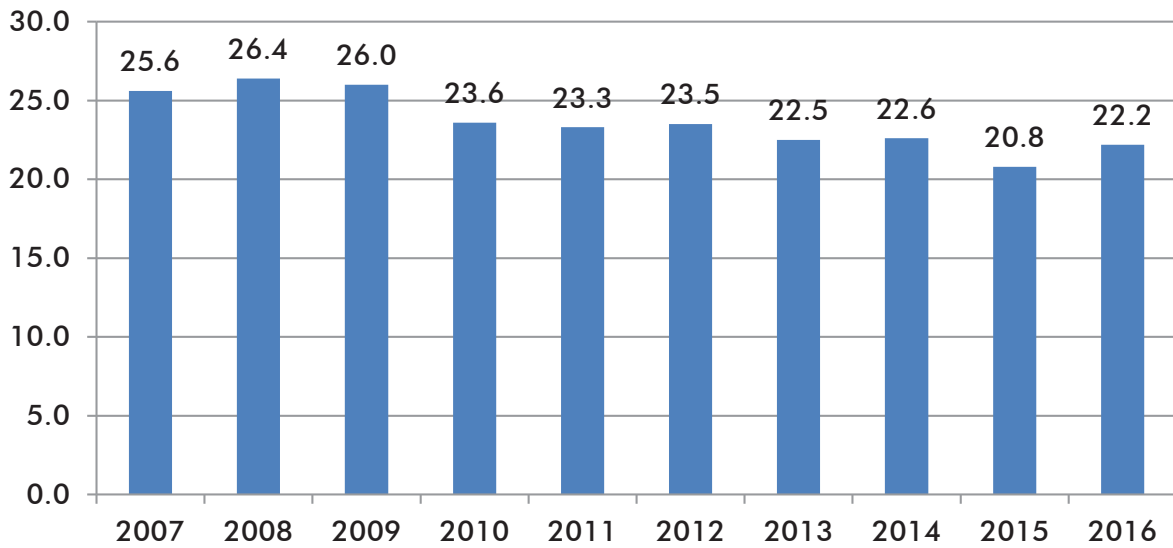
Ages of All Retirees

Age of Member	Total	MoDOT	Civilian Patrol	Uniformed Patrol	MPERS
48-50	13	11	2	0	0
51-54	204	168	17	19	0
55-60	1,149	866	144	134	5
61-64	1,066	802	146	116	2
65-70	1,685	1,263	254	168	0
71-74	823	600	114	107	2
75-80	923	717	100	106	0
81-84	416	330	47	39	0
85-90	331	270	33	27	1
91-95	60	51	4	5	0
95-100	16	14	0	2	0
100 +	0	0	0	0	0
Total	6,686	5,092	861	723	10

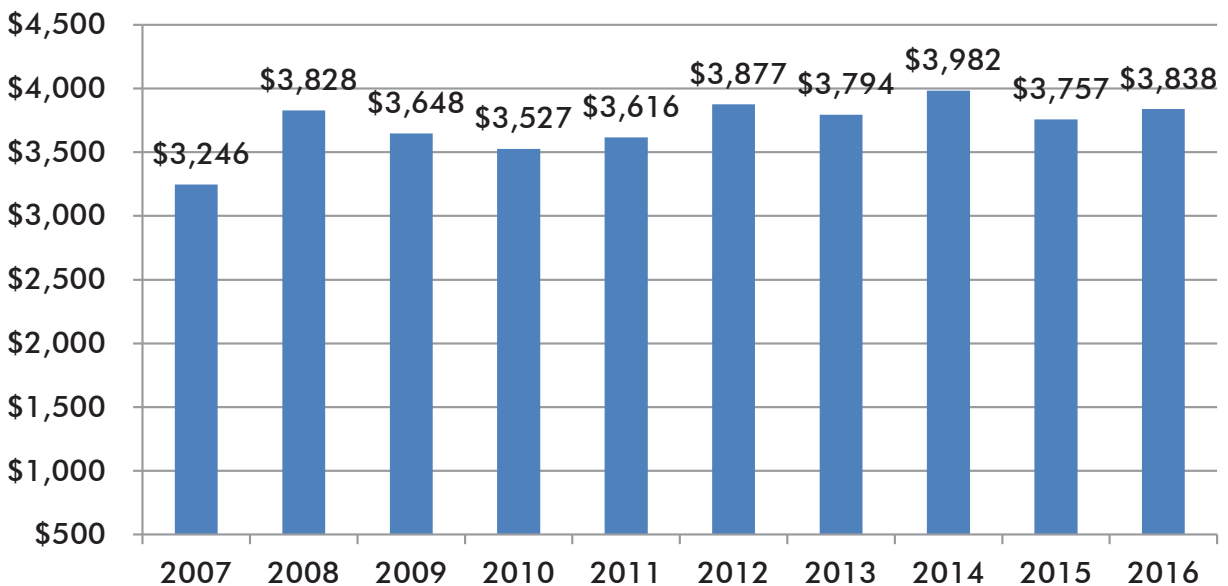
Total Years of Service for All Retirees

Years of Service	Total	MoDOT	Civilian Patrol	Uniformed Patrol	MPERS
01 - 05	97	71	22	3	1
06 - 10	379	291	76	12	0
11 - 15	543	414	105	24	0
16 - 20	472	394	66	11	1
21 - 25	763	632	114	16	1
26 - 30	1,541	1,222	174	143	2
31 - 35	1,652	1,112	196	341	3
36 - 40	926	666	93	166	1
41 - 45	285	263	14	7	1
46+	28	27	1	0	0
Total	6,686	5,092	861	723	10

Average Years of Service for New Retirees By Fiscal Year



Final Average Pay for New Retirees By Fiscal Year



Retiree and BackDROP Data

	FY 16		FY 15		FY 14		FY 13		FY 12	
	Total	Percent	Total	Percent	Total	Percent	Total	Percent	Total	Percent
<u>Retiree Data</u>										
Total members retiring (from active status, disabled, term-vested, etc)	299	37%	405	50%	306	39%	394	52%	413	56%
Monthly average of members eligible to retire that year	809		817		782		752		732	

	FY 16		FY 15		FY 14		FY 13		FY 12	
	Total	Percent	Total	Percent	Total	Percent	Total	Percent	Total	Percent
<u>BackDROP Data</u>										
Retirees that took a BackDROP	102	96%	143	89%	122	85%	141	94%	194	96%
Retirees eligible to take a BackDROP	106		160		143		150		202	
Retirees that took all cash in BackDROP (includes installments)	6	6%	15	10%	9	7%	13	9%	25	13%
Retirees that took a combination of cash and rollover of BackDROP	16	16%	25	17%	15	12%	22	16%	18	9%
Retirees that took all rollover of BackDROP	80	78%	103	72%	98	80%	106	75%	151	78%
Total BackDROPS	<u>102</u>		<u>143</u>		<u>122</u>		<u>141</u>		<u>194</u>	

Benefit Payment Options Selected

Retiree Benefit Payment Options Selected

Benefit Payment Option Data(a)	FY 16		FY 15		FY 14		FY 13		
	MoDOT	Patrol	Percent	MoDOT	Patrol	Percent	MoDOT	Patrol	Percent
Retirees Taking Life Income Annuity	102	27	43%	109	36	36%	78	29	35%
Retirees Taking 50% Joint and Survivor	48	15	21%	77	23	25%	56	29	28%
Retirees Taking 100% Survivor	71	26	32%	108	39	36%	76	34	36%
Retirees Taking 60 Guaranteed Payments(b)	1	0	0%	6	0	1%	0	0	0%
Retirees Taking 120 Guaranteed Payments	8	0	3%	6	0	1%	3	1	1%
Retirees Taking 180 Guaranteed Payments	1	0	0%	0	1	0%	0	0	0%
Sub-totals	231	68		306	99		213	93	
Total Retired	299			405			306		
							317	77	
							394		

(a) normal and early retirements combined

(b) option in Closed Plan only

Detailed Retiree Benefit Payment Options Selected for FY16

Benefit Payment Option Data	MoDOT		Uniformed Patrol		Civilian Patrol	
	Closed	Year 2000	Closed	Year 2000	Closed	Year 2000
	(a)	(b)	(c)	(d)	(e)	(f)
Retirees Taking Life Income Annuity	21	81	3	1	3	20
Retirees Taking 50% Joint and Survivor	20	28	5	0	5	5
Retirees Taking 100% Survivor	32	39	14	0	6	6
Retirees Taking 60 Guaranteed Payments	1	n/a	0	n/a	0	n/a
Retirees Taking 120 Guaranteed Payments	2	6	0	0	0	0
Retirees Taking 180 Guaranteed Payments	n/a	1	n/a	0	n/a	0
Sub-totals	76	155	22	1	14	31
Total Retired	231		23		45	

(a) 15 early retirements (b) 28 early retirements (c) No early retirements (d) No early retirements (e) 3 early retirements (f) 7 early retirements

Location of Retirees - by State & Country

State	Retirees	State	Retirees	State	Retirees	Country	Retirees
MO	6,305	WA	6	MI	2	Australia	1
FL	51	KY	5	MT	2	Bolivia	1
KS	45	AL	4	NE	2	Great Britain	1
IL	35	LA	4	PA	2	India	1
TX	33	OR	4	UT	2		
AR	31	MS	3	VA	2		
AZ	24	NM	3	MA	1		
OK	23	SC	3	MD	1		
CO	18	SD	3	MN	1		
TN	17	WI	3	ND	1		
IA	13	WY	3	NJ	1		
CA	10	AK	2	NV	1		
NC	8	ID	2	OH	1		
GA	7	IN	2				

